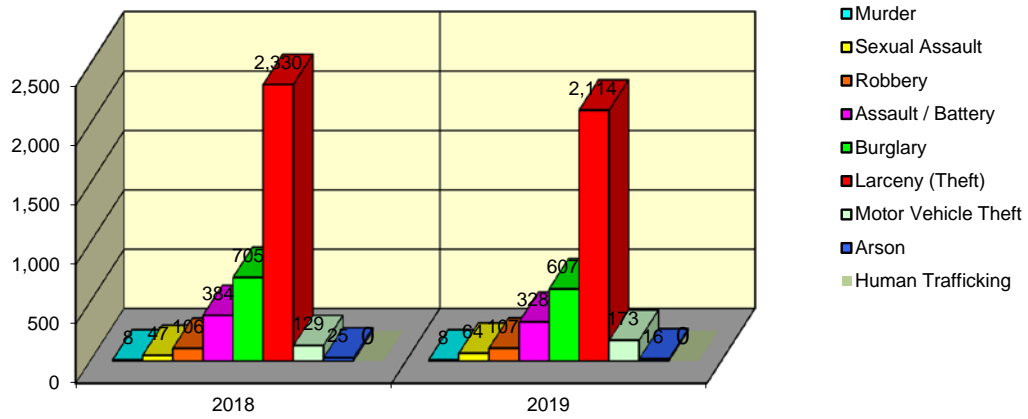


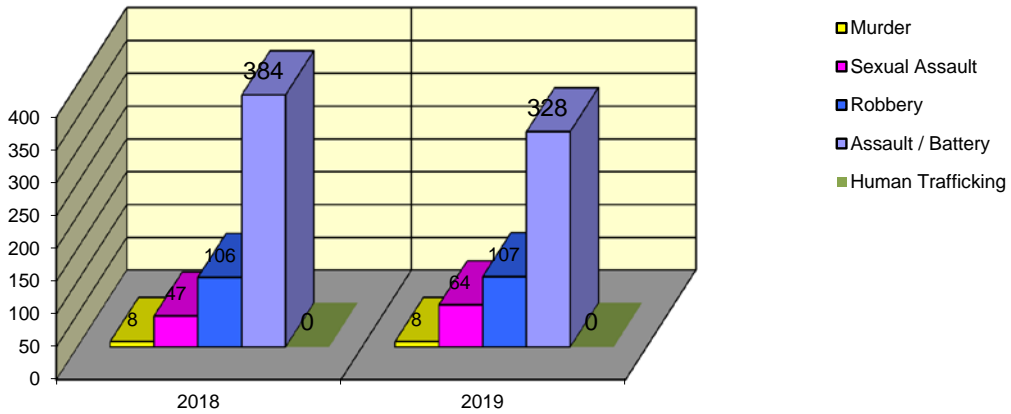
**CITY WIDE  
PART I INDEX CRIMES BY OFFENSE HEADING  
YEAR-TO-DATE COMPARISON  
JANUARY - JULY**

UCR	OFFENSE HEADING	2018		2019	
	<b>MURDER</b>		<b>8</b>		<b>8</b>
0110	Homicide - First Degree	8		8	
0130	Homicide - Second Degree	0		0	
	<b>SEXUAL ASSAULT</b>		<b>47</b>		<b>64</b>
0260	Sexual Assault - Criminal	40		44	
0261	Sexual Assault - Aggravated	6		10	
0262	Sexual Assault - Forcible Sodomy	0		0	
0280	Pred Criminal Sexual Assault Of A Child	1		9	
0281	Sexual Assault - With an Object	0		1	
	<b>ROBBERY</b>		<b>106</b>		<b>107</b>
0310	Robbery - Armed	4		10	
0320	Robbery - Criminal	1		3	
0330	Robbery - Aggravated	2		4	
0310	Robbery to Person - Armed	42		53	
0320	Robbery to Person - Criminal	48		36	
0330	Robbery to Person - Aggravated	6		1	
0325	Vehicular Hijacking	2		0	
0326	Vehicular Hijacking - Aggravated	1		0	
	<b>AGG ASSAULT / AGG BATTERY</b>		<b>384</b>		<b>328</b>
0410	Attempted Murder	0		0	
0410	Battery - Aggravated	144		110	
0480	Battery - Heinous	0		0	
0485	Battery to Child - Aggravated	0		0	
0488	Aggravated Domestic Battery	97		68	
0490	Ritual Mutilation	0		0	
0495	Battery to Senior Citizen - Aggravated	6		2	
0510	Assault - Aggravated	137		148	
	<b>BURGLARY</b>		<b>705</b>		<b>607</b>
0610	Burglary - Commercial	64		65	
0610	Burglary - Non Residential	141		149	
0625	Burglary - Residential	474		369	
0650	Home Invasion	26		24	
	<b>THEFT (LARCENY)</b>		<b>2,330</b>		<b>2,114</b>
0710	Theft from Motor Vehicle	10		7	
0720	Theft - Parts/Access of Motor Vehicle	41		61	
0730	Burglary - Parts/Access of Motor Vehicle	6		3	
0760	Burglary from Motor Vehicle	431		430	
0770	Vehicular Invasion (W/Intent To Commit Theft)	1		2	
0810	Theft - Over \$500	292		246	
0820	Theft - \$500 and Under	512		514	
0860	Theft - Retail	1,028		848	
0865	Theft - Delivery Container	0		0	
0870	Theft - Pocket Picking	2		1	
0880	Theft - Purse Snatching	4		1	
0890	Theft - From Building	0		0	
0895	Theft - Coin Operated Machine or Device	3		1	
	<b>MOTOR VEHICLE THEFT</b>		<b>129</b>		<b>173</b>
0910	Theft of Motor Vehicle	129		173	
	<b>ARSON</b>		<b>25</b>		<b>16</b>
1010	Arson - Criminal	10		7	
1025	Arson - Aggravated	4		4	
1310	Criminal Damage (By Fire Or Explosives)	11		5	
	<b>HUMAN TRAFFICKING</b>		<b>0</b>		<b>0</b>
1050	Commercial Sex Acts	0		0	
1055	Involuntary Servitude	0		0	
	<b>GRAND TOTAL YEAR TO DATE</b>		<b>3,734</b>		<b>3,417</b>

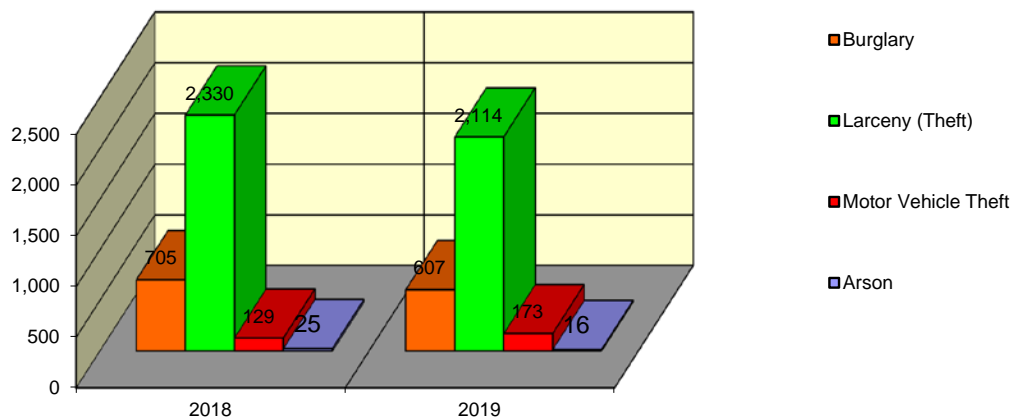
### Springfield Police Department Part I Index Crimes - City Wide - Jan-Jul Comparison



### Springfield Police Department Crimes Against Persons - City Wide - Jan-Jul Comparison



### Springfield Police Department Crimes Against Property - City Wide - Jan-Jul Comparison



**CITY WIDE  
PART I INDEX CRIMES BY OFFENSE HEADING  
YEAR-TO-DATE COMPARISON  
JANUARY - JULY**

OFFENSE HEADING	2018	2019	CHANGE
Murder	8	8	0
Sexual Assault	47	64	17
Robbery	106	107	1
Agg Assault / Agg Battery	384	328	-56
Burglary	705	607	-98
Theft (Larceny)	2330	2114	-216
Motor Vehicle Theft	129	173	44
Arson	25	16	-9
Human Trafficking	0	0	0
<b>GRAND TOTAL YTD</b>	<b>3,734</b>	<b>3,417</b>	<b>-8%</b>

An 8% decrease in offenses scored for all Part I Index Crimes City Wide during the months of January - July 2019.

A 7% decrease in offenses scored for all Crimes Against Persons City Wide during the months of January - July 2019.

A 9% decrease in offenses scored for all Crimes Against Property City Wide during the months of January - July 2019.

**CRIMES AGAINST PERSONS**

OFFENSE HEADING	2018	2019
Murder	8	8
Sexual Assault	47	64
Robbery	106	107
Agg Assault / Agg Battery	384	328
Human Trafficking	0	0
<b>TOTAL</b>	<b>545</b>	<b>507</b>
<b>TOTAL % CHANGE</b>		<b>-7%</b>

**CRIMES AGAINST PROPERTY**

OFFENSE HEADING	2018	2019
Burglary	705	607
Theft (Larceny)	2,330	2,114
Motor Vehicle Theft	129	173
Arson	25	16
<b>TOTAL</b>	<b>3,189</b>	<b>2,910</b>
<b>TOTAL % CHANGE</b>		<b>-9%</b>