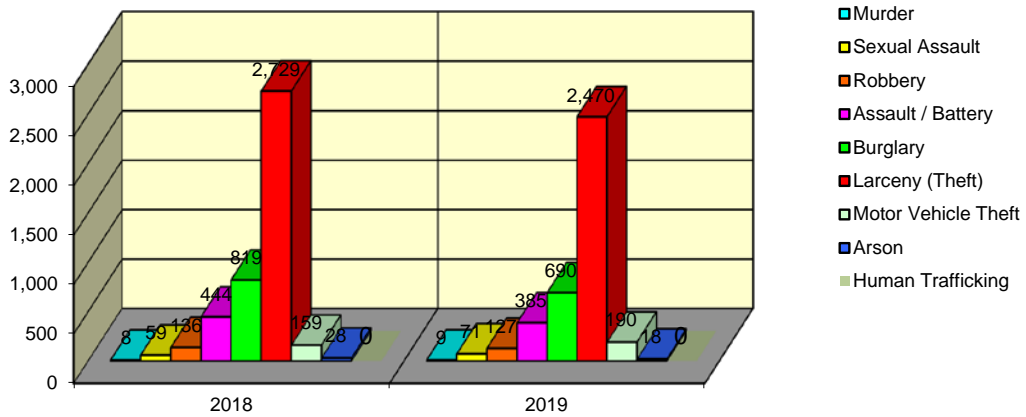


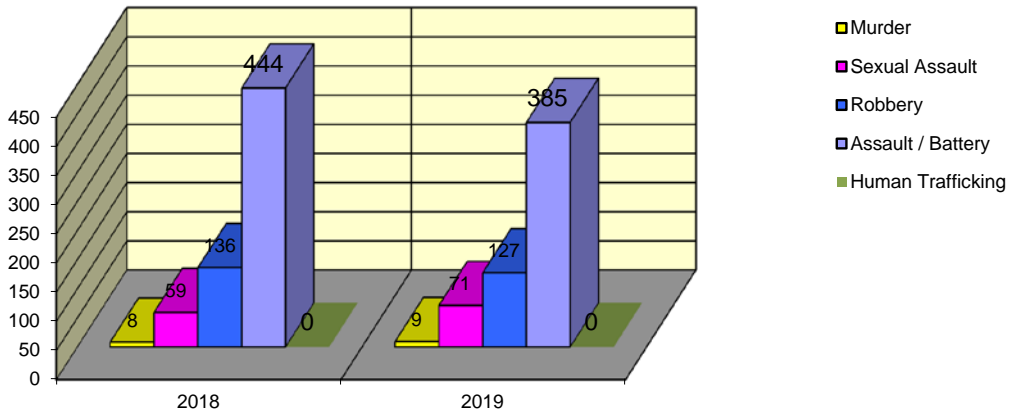
**CITY WIDE
PART I INDEX CRIMES BY OFFENSE HEADING
YEAR-TO-DATE COMPARISON
JANUARY - AUGUST**

UCR	OFFENSE HEADING	2018		2019	
	MURDER		8		9
0110	Homicide - First Degree	8		9	
0130	Homicide - Second Degree	0		0	
	SEXUAL ASSAULT		59		71
0260	Sexual Assault - Criminal	48		48	
0261	Sexual Assault - Aggravated	8		12	
0262	Sexual Assault - Forcible Sodomy	0		0	
0280	Pred Criminal Sexual Assault Of A Child	3		10	
0281	Sexual Assault - With an Object	0		1	
	ROBBERY		136		127
0310	Robbery - Armed	5		11	
0320	Robbery - Criminal	1		4	
0330	Robbery - Aggravated	2		4	
0310	Robbery to Person - Armed	57		64	
0320	Robbery to Person - Criminal	61		40	
0330	Robbery to Person - Aggravated	7		4	
0325	Vehicular Hijacking	2		0	
0326	Vehicular Hijacking - Aggravated	1		0	
	AGG ASSAULT / AGG BATTERY		444		385
0410	Attempted Murder	0		0	
0410	Battery - Aggravated	162		136	
0480	Battery - Heinous	0		0	
0485	Battery to Child - Aggravated	0		0	
0488	Aggravated Domestic Battery	111		78	
0490	Ritual Mutilation	0		0	
0495	Battery to Senior Citizen - Aggravated	6		2	
0510	Assault - Aggravated	165		169	
	BURGLARY		819		690
0610	Burglary - Commercial	79		70	
0610	Burglary - Non Residential	183		167	
0625	Burglary - Residential	528		425	
0650	Home Invasion	29		28	
	THEFT (LARCENY)		2,729		2,470
0710	Theft from Motor Vehicle	12		11	
0720	Theft - Parts/Access of Motor Vehicle	51		67	
0730	Burglary - Parts/Access of Motor Vehicle	6		5	
0760	Burglary from Motor Vehicle	528		526	
0770	Vehicular Invasion (W/Intent To Commit Theft)	1		3	
0810	Theft - Over \$500	345		279	
0820	Theft - \$500 and Under	611		595	
0860	Theft - Retail	1,166		979	
0865	Theft - Delivery Container	0		0	
0870	Theft - Pocket Picking	2		1	
0880	Theft - Purse Snatching	4		1	
0890	Theft - From Building	0		0	
0895	Theft - Coin Operated Machine or Device	3		3	
	MOTOR VEHICLE THEFT		159		190
0910	Theft of Motor Vehicle	159		190	
	ARSON		28		18
1010	Arson - Criminal	13		7	
1025	Arson - Aggravated	4		5	
1310	Criminal Damage (By Fire Or Explosives)	11		6	
	HUMAN TRAFFICKING		0		0
1050	Commercial Sex Acts	0		0	
1055	Involuntary Servitude	0		0	
	GRAND TOTAL YEAR TO DATE		4,382		3,960

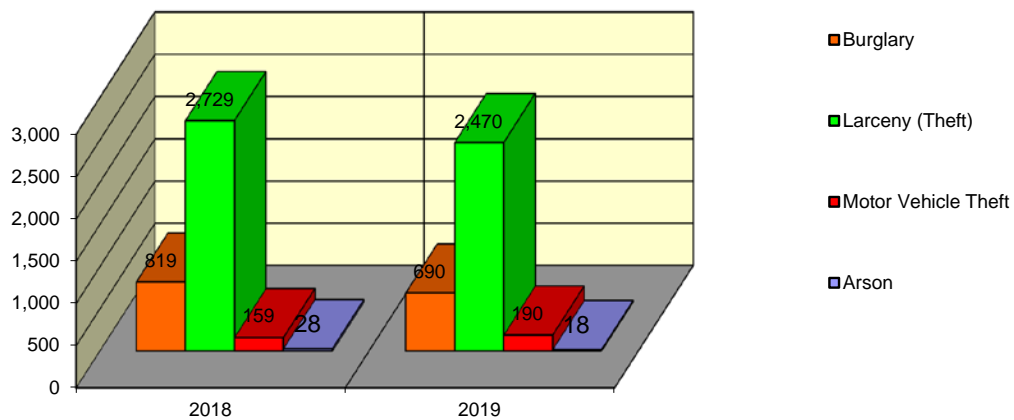
Springfield Police Department Part I Index Crimes - City Wide - Jan-Aug Comparison



Springfield Police Department Crimes Against Persons - City Wide - Jan-Aug Comparison



Springfield Police Department Crimes Against Property - City Wide - Jan-Aug Comparison



**CITY WIDE
PART I INDEX CRIMES BY OFFENSE HEADING
YEAR-TO-DATE COMPARISON
JANUARY - AUGUST**

OFFENSE HEADING	2018	2019	CHANGE
Murder	8	9	1
Sexual Assault	59	71	12
Robbery	136	127	-9
Agg Assault / Agg Battery	444	385	-59
Burglary	819	690	-129
Theft (Larceny)	2729	2470	-259
Motor Vehicle Theft	159	190	31
Arson	28	18	-10
Human Trafficking	0	0	0
GRAND TOTAL YTD	4,382	3,960	-10%

A 10% decrease in offenses scored for all Part I Index Crimes City Wide during the months of January - August 2019.

A 9% decrease in offenses scored for all Crimes Against Persons City Wide during the months of January - August 2019.

A 10% decrease in offenses scored for all Crimes Against Property City Wide during the months of January - August 2019.

CRIMES AGAINST PERSONS

OFFENSE HEADING	2018	2019
Murder	8	9
Sexual Assault	59	71
Robbery	136	127
Agg Assault / Agg Battery	444	385
Human Trafficking	0	0
TOTAL	647	592
TOTAL % CHANGE		-9%

CRIMES AGAINST PROPERTY

OFFENSE HEADING	2018	2019
Burglary	819	690
Theft (Larceny)	2,729	2,470
Motor Vehicle Theft	159	190
Arson	28	18
TOTAL	3,735	3,368
TOTAL % CHANGE		-10%