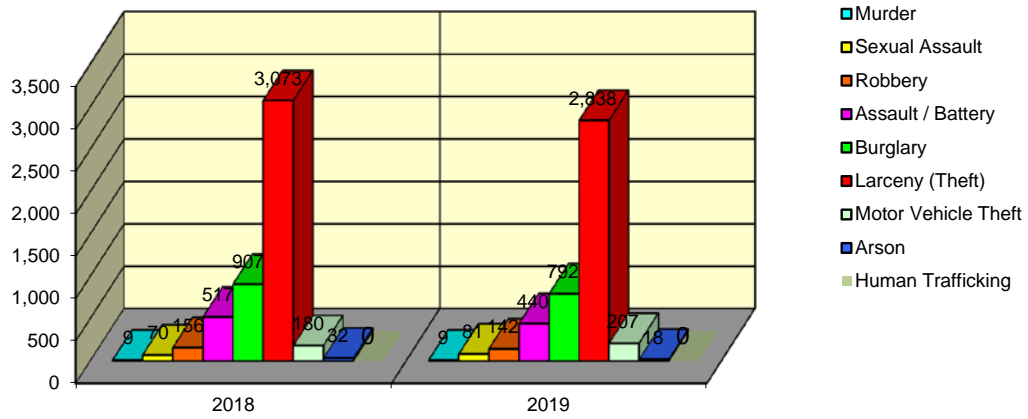


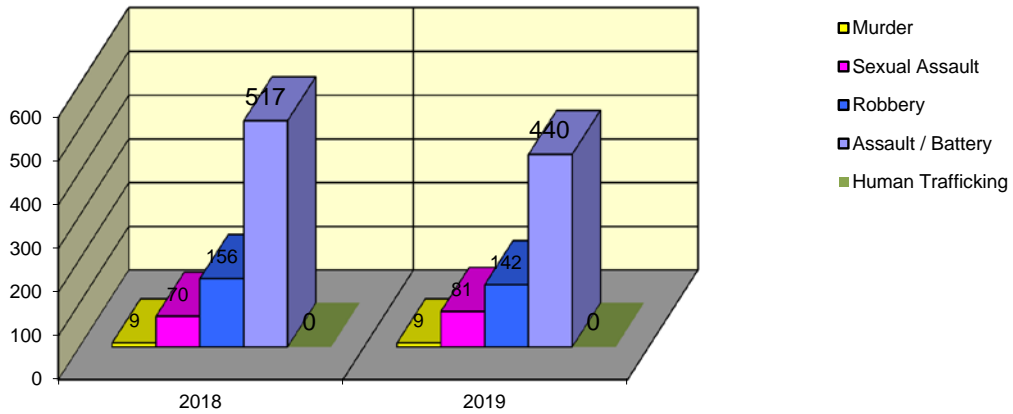
**CITY WIDE
PART I INDEX CRIMES BY OFFENSE HEADING
YEAR-TO-DATE COMPARISON
JANUARY - SEPTEMBER**

UCR	OFFENSE HEADING	2018		2019	
	MURDER		9		9
0110	Homicide - First Degree	9		9	
0130	Homicide - Second Degree	0		0	
	SEXUAL ASSAULT		70		81
0260	Sexual Assault - Criminal	57		56	
0261	Sexual Assault - Aggravated	9		13	
0262	Sexual Assault - Forcible Sodomy	0		0	
0280	Pred Criminal Sexual Assault Of A Child	4		11	
0281	Sexual Assault - With an Object	0		1	
	ROBBERY		156		142
0310	Robbery - Armed	8		19	
0320	Robbery - Criminal	1		9	
0330	Robbery - Aggravated	3		4	
0310	Robbery to Person - Armed	64		64	
0320	Robbery to Person - Criminal	70		40	
0330	Robbery to Person - Aggravated	7		5	
0325	Vehicular Hijacking	2		1	
0326	Vehicular Hijacking - Aggravated	1		0	
	AGG ASSAULT / AGG BATTERY		517		440
0410	Attempted Murder	0		0	
0410	Battery - Aggravated	181		157	
0480	Battery - Heinous	0		0	
0485	Battery to Child - Aggravated	0		0	
0488	Aggravated Domestic Battery	121		94	
0490	Ritual Mutilation	0		0	
0495	Battery to Senior Citizen - Aggravated	6		2	
0510	Assault - Aggravated	209		187	
	BURGLARY		907		792
0610	Burglary - Commercial	89		77	
0610	Burglary - Non Residential	206		193	
0625	Burglary - Residential	581		489	
0650	Home Invasion	31		33	
	THEFT (LARCENY)		3,073		2,838
0710	Theft from Motor Vehicle	14		13	
0720	Theft - Parts/Access of Motor Vehicle	59		71	
0730	Burglary - Parts/Access of Motor Vehicle	6		5	
0760	Burglary from Motor Vehicle	609		628	
0770	Vehicular Invasion (W/Intent To Commit Theft)	2		3	
0810	Theft - Over \$500	380		317	
0820	Theft - \$500 and Under	719		686	
0860	Theft - Retail	1,273		1,109	
0865	Theft - Delivery Container	0		0	
0870	Theft - Pocket Picking	2		1	
0880	Theft - Purse Snatching	4		1	
0890	Theft - From Building	0		0	
0895	Theft - Coin Operated Machine or Device	5		4	
	MOTOR VEHICLE THEFT		180		207
0910	Theft of Motor Vehicle	180		207	
	ARSON		32		18
1010	Arson - Criminal	16		7	
1025	Arson - Aggravated	4		5	
1310	Criminal Damage (By Fire Or Explosives)	12		6	
	HUMAN TRAFFICKING		0		0
1050	Commercial Sex Acts	0		0	
1055	Involuntary Servitude	0		0	
	GRAND TOTAL YEAR TO DATE		4,944		4,527

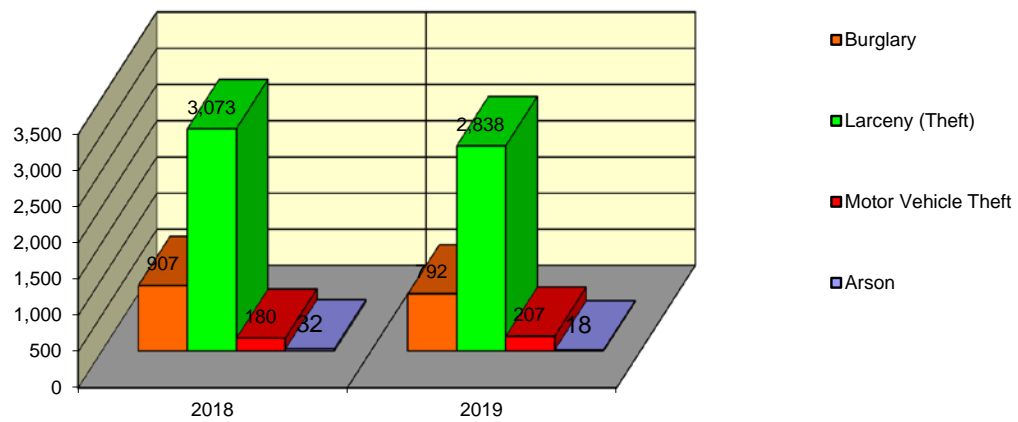
Springfield Police Department Part I Index Crimes - City Wide - Jan-Sept. Comparison



Springfield Police Department Crimes Against Persons - City Wide - Jan-Sept. Comparison



Springfield Police Department Crimes Against Property - City Wide - Jan-Sept. Comparison



**CITY WIDE
PART I INDEX CRIMES BY OFFENSE HEADING
YEAR-TO-DATE COMPARISON
JANUARY - SEPTEMBER**

OFFENSE HEADING	2018	2019	CHANGE
Murder	9	9	0
Sexual Assault	70	81	11
Robbery	156	142	-14
Agg Assault / Agg Battery	517	440	-77
Burglary	907	792	-115
Theft (Larceny)	3073	2838	-235
Motor Vehicle Theft	180	207	27
Arson	32	18	-14
Human Trafficking	0	0	0
GRAND TOTAL YTD	4,944	4,527	-8%

A 8% decrease in offenses scored for all Part I Index Crimes City Wide during the months of January - September 2019.

A 11% decrease in offenses scored for all Crimes Against Persons City Wide during the months of January - September 2019.

A 8% decrease in offenses scored for all Crimes Against Property City Wide during the months of January - September 2019.

CRIMES AGAINST PERSONS

OFFENSE HEADING	2018	2019
Murder	9	9
Sexual Assault	70	81
Robbery	156	142
Agg Assault / Agg Battery	517	440
Human Trafficking	0	0
TOTAL	752	672
TOTAL % CHANGE		-11%

CRIMES AGAINST PROPERTY

OFFENSE HEADING	2018	2019
Burglary	907	792
Theft (Larceny)	3,073	2,838
Motor Vehicle Theft	180	207
Arson	32	18
TOTAL	4,192	3,855
TOTAL % CHANGE		-8%