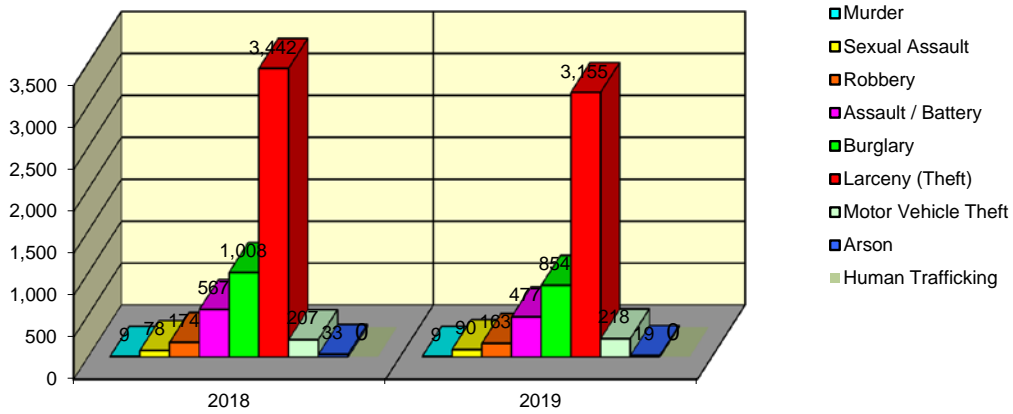


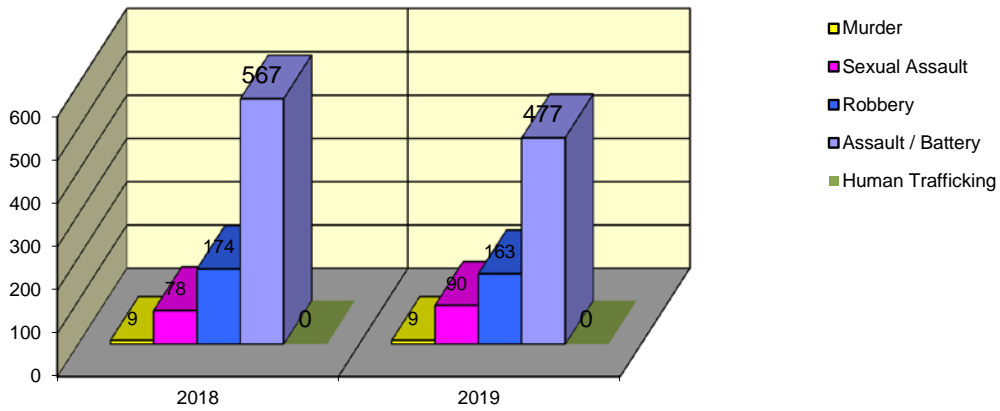
**CITY WIDE
PART I INDEX CRIMES BY OFFENSE HEADING
YEAR-TO-DATE COMPARISON
JANUARY - OCTOBER**

UCR	OFFENSE HEADING	2018		2019	
	MURDER		9		9
0110	Homicide - First Degree	9		9	
0130	Homicide - Second Degree	0		0	
	SEXUAL ASSAULT		78		90
0260	Sexual Assault - Criminal	64		61	
0261	Sexual Assault - Aggravated	10		16	
0262	Sexual Assault - Forcible Sodomy	0		0	
0280	Pred Criminal Sexual Assault Of A Child	4		12	
0281	Sexual Assault - With an Object	0		1	
	ROBBERY		174		163
0310	Robbery - Armed	11		21	
0320	Robbery - Criminal	1		10	
0330	Robbery - Aggravated	3		5	
0310	Robbery to Person - Armed	75		75	
0320	Robbery to Person - Criminal	73		46	
0330	Robbery to Person - Aggravated	8		5	
0325	Vehicular Hijacking	2		1	
0326	Vehicular Hijacking - Aggravated	1		0	
	AGG ASSAULT / AGG BATTERY		567		477
0410	Attempted Murder	0		0	
0410	Battery - Aggravated	200		170	
0480	Battery - Heinous	0		0	
0485	Battery to Child - Aggravated	0		0	
0488	Aggravated Domestic Battery	136		103	
0490	Ritual Mutilation	0		0	
0495	Battery to Senior Citizen - Aggravated	6		3	
0510	Assault - Aggravated	225		201	
	BURGLARY		1,008		854
0610	Burglary - Commercial	100		88	
0610	Burglary - Non Residential	225		211	
0625	Burglary - Residential	644		520	
0650	Home Invasion	39		35	
	THEFT (LARCENY)		3,442		3,155
0710	Theft from Motor Vehicle	15		17	
0720	Theft - Parts/Access of Motor Vehicle	65		79	
0730	Burglary - Parts/Access of Motor Vehicle	6		6	
0760	Burglary from Motor Vehicle	684		679	
0770	Vehicular Invasion (W/Intent To Commit Theft)	2		3	
0810	Theft - Over \$500	423		363	
0820	Theft - \$500 and Under	815		755	
0860	Theft - Retail	1,420		1,247	
0865	Theft - Delivery Container	0		0	
0870	Theft - Pocket Picking	2		1	
0880	Theft - Purse Snatching	4		1	
0890	Theft - From Building	1		0	
0895	Theft - Coin Operated Machine or Device	5		4	
	MOTOR VEHICLE THEFT		207		218
0910	Theft of Motor Vehicle	207		218	
	ARSON		33		19
1010	Arson - Criminal	17		7	
1025	Arson - Aggravated	4		5	
1310	Criminal Damage (By Fire Or Explosives)	12		7	
	HUMAN TRAFFICKING		0		0
1050	Commercial Sex Acts	0		0	
1055	Involuntary Servitude	0		0	
	GRAND TOTAL YEAR TO DATE		5,518		4,985

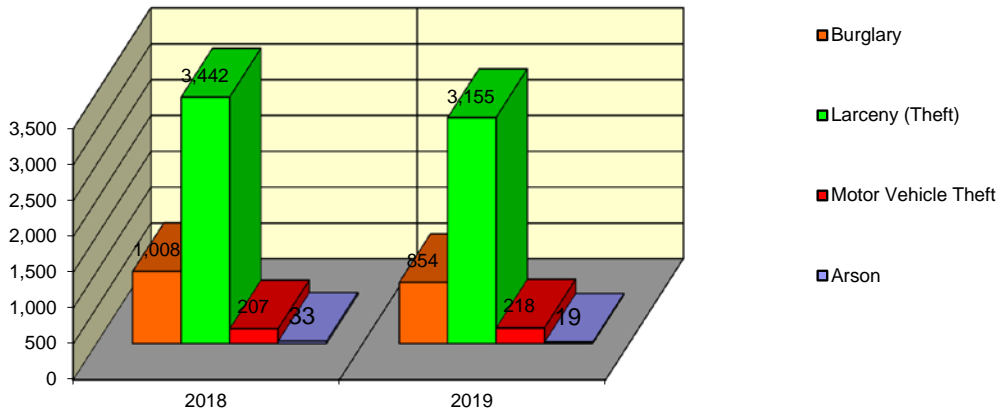
Springfield Police Department Part I Index Crimes - City Wide - Jan-Oct Comparison



Springfield Police Department Crimes Against Persons - City Wide - Jan-Oct Comparison



Springfield Police Department Crimes Against Property - City Wide - Jan-Oct Comparison



**CITY WIDE
PART I INDEX CRIMES BY OFFENSE HEADING
YEAR-TO-DATE COMPARISON
JANUARY - OCTOBER**

OFFENSE HEADING	2018	2019	CHANGE
Murder	9	9	0
Sexual Assault	78	90	12
Robbery	174	163	-11
Agg Assault / Agg Battery	567	477	-90
Burglary	1008	854	-154
Theft (Larceny)	3442	3155	-287
Motor Vehicle Theft	207	218	11
Arson	33	19	-14
Human Trafficking	0	0	0
GRAND TOTAL YTD	5,518	4,985	-10%

A 10% decrease in offenses scored for all Part I Index Crimes City Wide during the months of January - October 2019.

A 11% decrease in offenses scored for all Crimes Against Persons City Wide during the months of January - October 2019.

A 9% decrease in offenses scored for all Crimes Against Property City Wide during the months of January - October 2019.

CRIMES AGAINST PERSONS

OFFENSE HEADING	2018	2019
Murder	9	9
Sexual Assault	78	90
Robbery	174	163
Agg Assault / Agg Battery	567	477
Human Trafficking	0	0
TOTAL	828	739
TOTAL % CHANGE		-11%

CRIMES AGAINST PROPERTY

OFFENSE HEADING	2018	2019
Burglary	1,008	854
Theft (Larceny)	3,442	3,155
Motor Vehicle Theft	207	218
Arson	33	19
TOTAL	4,690	4,246
TOTAL % CHANGE		-9%