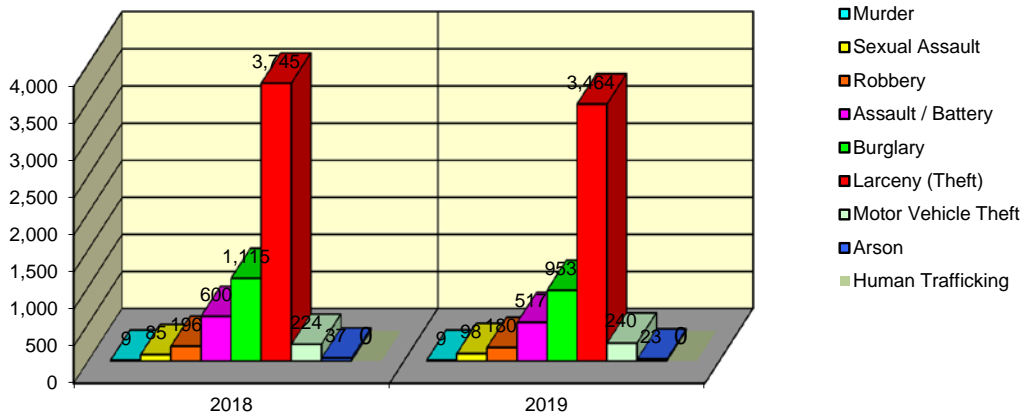


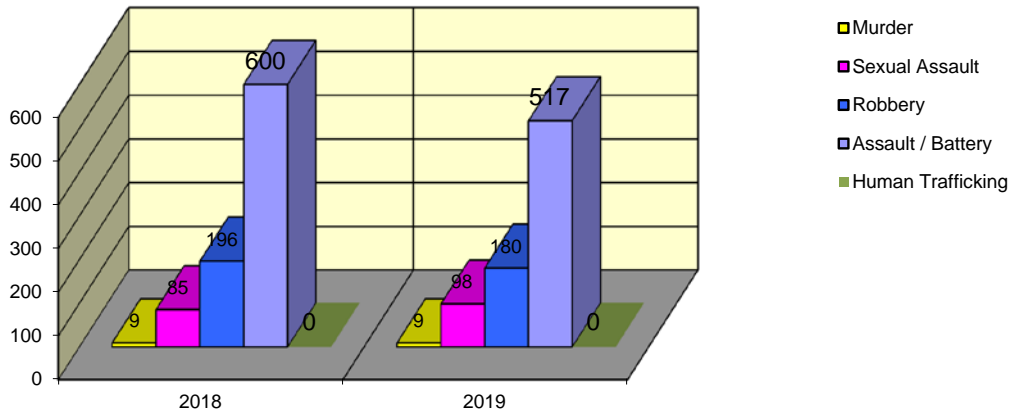
**CITY WIDE
PART I INDEX CRIMES BY OFFENSE HEADING
YEAR-TO-DATE COMPARISON
JANUARY - NOVEMBER**

UCR	OFFENSE HEADING	2018		2019	
	MURDER		9		9
0110	Homicide - First Degree	9		9	
0130	Homicide - Second Degree	0		0	
	SEXUAL ASSAULT		85		98
0260	Sexual Assault - Criminal	70		67	
0261	Sexual Assault - Aggravated	11		18	
0262	Sexual Assault - Forcible Sodomy	0		0	
0280	Pred Criminal Sexual Assault Of A Child	4		12	
0281	Sexual Assault - With an Object	0		1	
	ROBBERY		196		180
0310	Robbery - Armed	12		25	
0320	Robbery - Criminal	1		10	
0330	Robbery - Aggravated	4		7	
0310	Robbery to Person - Armed	81		80	
0320	Robbery to Person - Criminal	86		52	
0330	Robbery to Person - Aggravated	9		5	
0325	Vehicular Hijacking	2		1	
0326	Vehicular Hijacking - Aggravated	1		0	
	AGG ASSAULT / AGG BATTERY		600		517
0410	Attempted Murder	0		0	
0410	Battery - Aggravated	217		184	
0480	Battery - Heinous	0		0	
0485	Battery to Child - Aggravated	0		1	
0488	Aggravated Domestic Battery	144		114	
0490	Ritual Mutilation	0		0	
0495	Battery to Senior Citizen - Aggravated	6		3	
0510	Assault - Aggravated	233		215	
	BURGLARY		1,115		953
0610	Burglary - Commercial	111		101	
0610	Burglary - Non Residential	248		242	
0625	Burglary - Residential	711		571	
0650	Home Invasion	45		39	
	THEFT (LARCENY)		3,745		3,464
0710	Theft from Motor Vehicle	15		17	
0720	Theft - Parts/Access of Motor Vehicle	72		82	
0730	Burglary - Parts/Access of Motor Vehicle	6		7	
0760	Burglary from Motor Vehicle	731		731	
0770	Vehicular Invasion (W/Intent To Commit Theft)	2		3	
0810	Theft - Over \$500	452		397	
0820	Theft - \$500 and Under	894		828	
0860	Theft - Retail	1,560		1,393	
0865	Theft - Delivery Container	0		0	
0870	Theft - Pocket Picking	2		1	
0880	Theft - Purse Snatching	4		1	
0890	Theft - From Building	1		0	
0895	Theft - Coin Operated Machine or Device	6		4	
	MOTOR VEHICLE THEFT		224		240
0910	Theft of Motor Vehicle	224		240	
	ARSON		37		23
1010	Arson - Criminal	20		11	
1025	Arson - Aggravated	5		5	
1310	Criminal Damage (By Fire Or Explosives)	12		7	
	HUMAN TRAFFICKING		0		0
1050	Commercial Sex Acts	0		0	
1055	Involuntary Servitude	0		0	
	GRAND TOTAL YEAR TO DATE		6,011		5,484

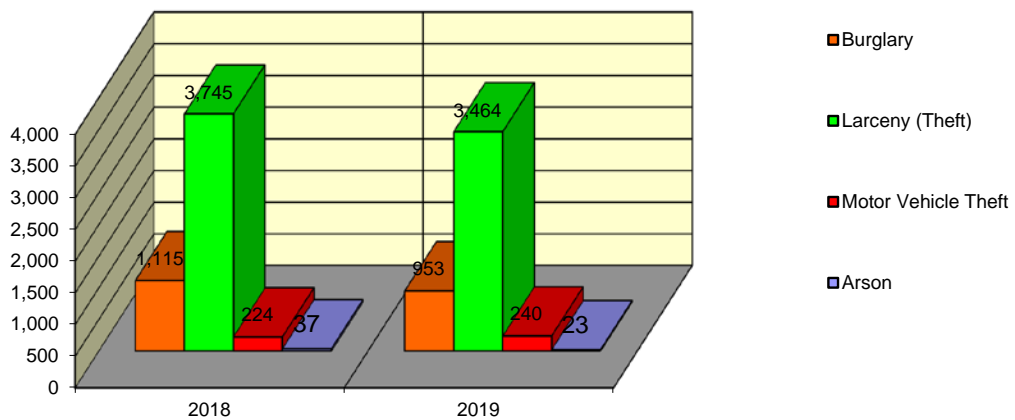
Springfield Police Department Part I Index Crimes - City Wide - Jan-Nov Comparison



Springfield Police Department Crimes Against Persons - City Wide - Jan-Nov Comparison



Springfield Police Department Crimes Against Property - City Wide - Jan-Nov Comparison



**CITY WIDE
PART I INDEX CRIMES BY OFFENSE HEADING
YEAR-TO-DATE COMPARISON
JANUARY - NOVEMBER**

OFFENSE HEADING	2018	2019	CHANGE
Murder	9	9	0
Sexual Assault	85	98	13
Robbery	196	180	-16
Agg Assault / Agg Battery	600	517	-83
Burglary	1115	953	-162
Theft (Larceny)	3745	3464	-281
Motor Vehicle Theft	224	240	16
Arson	37	23	-14
Human Trafficking	0	0	0
GRAND TOTAL YTD	6,011	5,484	-9%

A 9% decrease in offenses scored for all Part I Index Crimes City Wide during the months of January - November 2019.

A 10% decrease in offenses scored for all Crimes Against Persons City Wide during the months of January - November 2019.

A 9% decrease in offenses scored for all Crimes Against Property City Wide during the months of January - November 2019.

CRIMES AGAINST PERSONS

OFFENSE HEADING	2018	2019
Murder	9	9
Sexual Assault	85	98
Robbery	196	180
Agg Assault / Agg Battery	600	517
Human Trafficking	0	0
TOTAL	890	804
TOTAL % CHANGE		-10%

CRIMES AGAINST PROPERTY

OFFENSE HEADING	2018	2019
Burglary	1,115	953
Theft (Larceny)	3,745	3,464
Motor Vehicle Theft	224	240
Arson	37	23
TOTAL	5,121	4,680
TOTAL % CHANGE		-9%