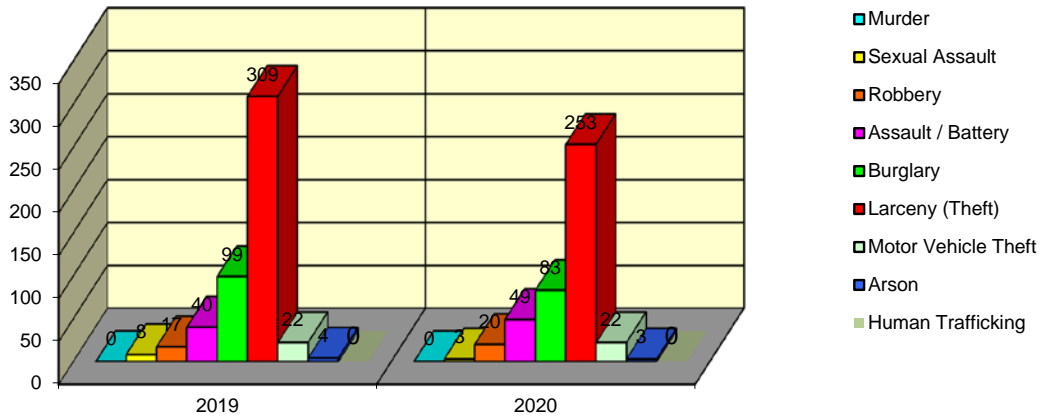


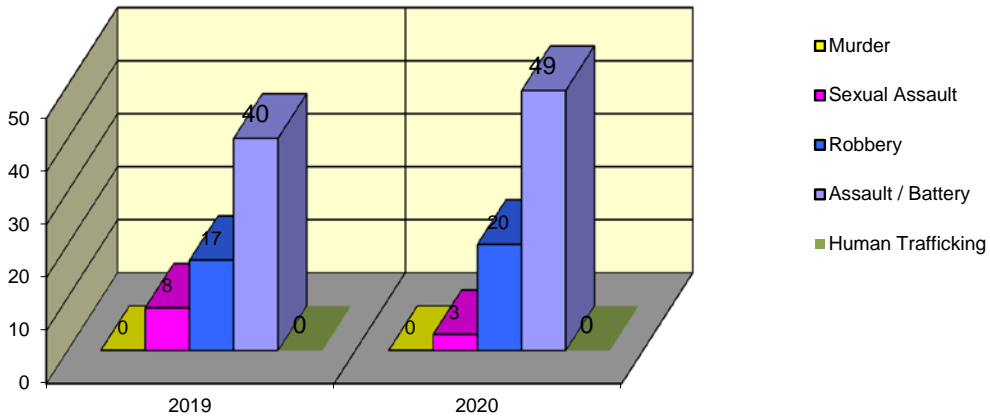
**CITY WIDE
PART I INDEX CRIMES BY OFFENSE HEADING
MONTHLY COMPARISON
NOVEMBER**

UCR	OFFENSE HEADING	2019		2020	
	MURDER		0		0
0110	Homicide - First Degree	0		0	
0130	Homicide - Second Degree	0		0	
	SEXUAL ASSAULT		8		3
0260	Sexual Assault - Criminal	6		3	
0261	Sexual Assault - Aggravated	2		0	
0262	Sexual Assault - Forcible Sodomy	0		0	
0280	Pred Criminal Sexual Assault Of A Child	0		0	
0281	Sexual Assault - With an Object	0		0	
	ROBBERY		17		20
0310	Robbery - Armed	4		5	
0320	Robbery - Criminal	0		0	
0330	Robbery - Aggravated	2		0	
0310	Robbery to Person - Armed	5		8	
0320	Robbery to Person - Criminal	6		6	
0330	Robbery to Person - Aggravated	0		1	
0325	Vehicular Hijacking	0		0	
0326	Vehicular Hijacking - Aggravated	0		0	
	AGG ASSAULT / AGG BATTERY		40		49
0410	Attempted Murder	0		0	
0410	Battery - Aggravated	14		19	
0480	Battery - Heinous	0		0	
0485	Battery to Child - Aggravated	1		0	
0488	Aggravated Domestic Battery	11		11	
0490	Ritual Mutilation	0		0	
0495	Battery to Senior Citizen - Aggravated	0		1	
0510	Assault - Aggravated	14		18	
	BURGLARY		99		83
0610	Burglary - Commercial	13		14	
0610	Burglary - Non Residential	31		21	
0625	Burglary - Residential	51		47	
0650	Home Invasion	4		1	
	THEFT (LARCENY)		309		253
0710	Theft from Motor Vehicle	0		1	
0720	Theft - Parts/Access of Motor Vehicle	3		13	
0730	Burglary - Parts/Access of Motor Vehicle	1		0	
0760	Burglary from Motor Vehicle	52		54	
0770	Vehicular Invasion (W/Intent To Commit Theft)	0		0	
0810	Theft - Over \$500	34		33	
0820	Theft - \$500 and Under	73		58	
0860	Theft - Retail	146		94	
0865	Theft - Delivery Container	0		0	
0870	Theft - Pocket Picking	0		0	
0880	Theft - Purse Snatching	0		0	
0890	Theft - From Building	0		0	
0895	Theft - Coin Operated Machine or Device	0		0	
	MOTOR VEHICLE THEFT		22		22
0910	Theft of Motor Vehicle	22		22	
	ARSON		4		3
1010	Arson - Criminal	4		3	
1025	Arson - Aggravated	0		0	
1310	Criminal Damage (By Fire Or Explosives)	0		0	
	HUMAN TRAFFICKING		0		0
1050	Commercial Sex Acts	0		0	
1055	Involuntary Servitude	0		0	
	GRAND TOTAL MONTH		499		433

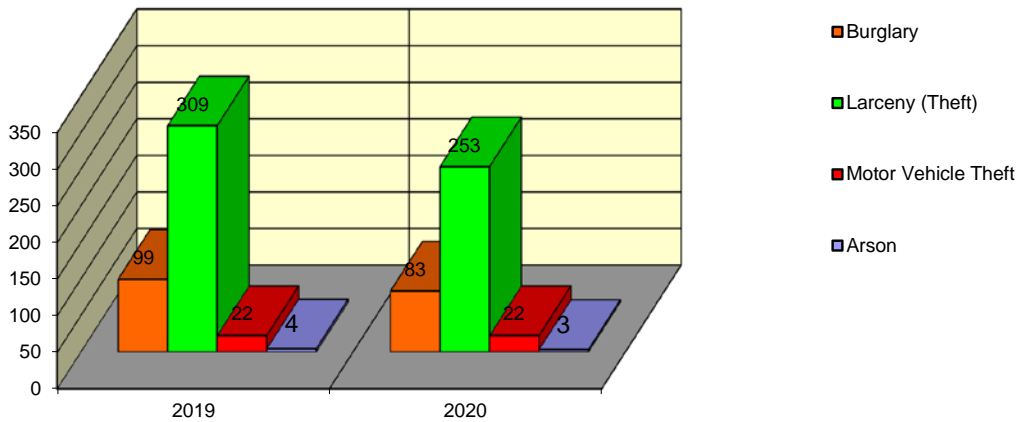
Springfield Police Department Part I Index Crimes - City Wide - Nov Comparison



Springfield Police Department Crimes Against Persons - City Wide - Nov Comparison



Springfield Police Department Crimes Against Property - City Wide - Nov Comparison



**CITY WIDE
PART I INDEX CRIMES BY OFFENSE HEADING
MONTHLY COMPARISON
NOVEMBER**

OFFENSE HEADING	2019	2020	CHANGE
Murder	0	0	0
Sexual Assault	8	3	-5
Robbery	17	20	3
Agg Assault / Agg Battery	40	49	9
Burglary	99	83	-16
Theft (Larceny)	309	253	-56
Motor Vehicle Theft	22	22	0
Arson	4	3	-1
Human Trafficking	0	0	0
GRAND TOTAL MONTH	499	433	-13%

A 13% decrease in offenses scored for all Part I Index Crimes City Wide during the month of November 2020.

An 11% increase in offenses scored for all Crimes Against Persons City Wide during the month of November 2020.

A 17% decrease in offenses scored for all Crimes Against Property City Wide during the month of November 2020.

CRIMES AGAINST PERSONS

OFFENSE HEADING	2019	2020
Murder	0	0
Sexual Assault	8	3
Robbery	17	20
Agg Assault / Agg Battery	40	49
Human Trafficking	0	0
TOTAL	65	72
TOTAL % CHANGE		11%

CRIMES AGAINST PROPERTY

OFFENSE HEADING	2019	2020
Burglary	99	83
Theft (Larceny)	309	253
Motor Vehicle Theft	22	22
Arson	4	3
TOTAL	434	361
TOTAL % CHANGE		-17%