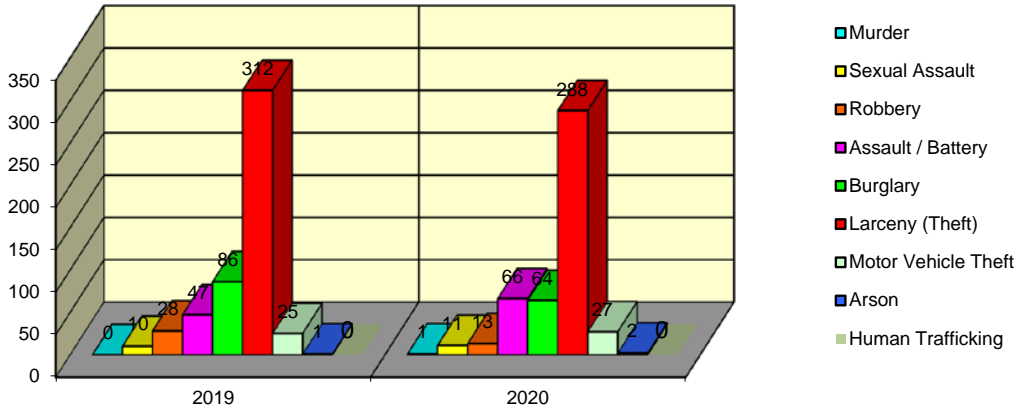


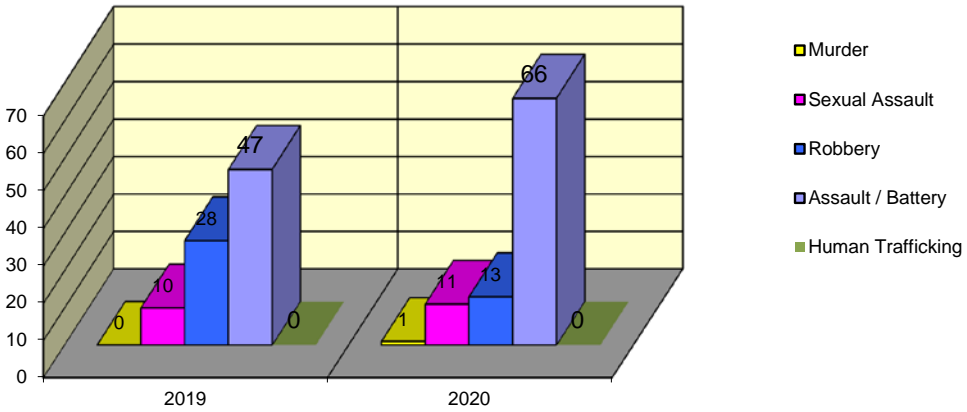
**CITY WIDE  
PART I INDEX CRIMES BY OFFENSE HEADING  
MONTHLY COMPARISON  
DECEMBER**

UCR	OFFENSE HEADING	2019		2020	
	<b>MURDER</b>		<b>0</b>		<b>1</b>
0110	Homicide - First Degree	0		1	
0130	Homicide - Second Degree	0		0	
	<b>SEXUAL ASSAULT</b>		<b>10</b>		<b>11</b>
0260	Sexual Assault - Criminal	7		9	
0261	Sexual Assault - Aggravated	2		2	
0262	Sexual Assault - Forcible Sodomy	0		0	
0280	Pred Criminal Sexual Assault Of A Child	1		0	
0281	Sexual Assault - With an Object	0		0	
	<b>ROBBERY</b>		<b>28</b>		<b>13</b>
0310	Robbery - Armed	7		3	
0320	Robbery - Criminal	2		1	
0330	Robbery - Aggravated	2		1	
0310	Robbery to Person - Armed	8		6	
0320	Robbery to Person - Criminal	8		0	
0330	Robbery to Person - Aggravated	1		2	
0325	Vehicular Hijacking	0		0	
0326	Vehicular Hijacking - Aggravated	0		0	
	<b>AGG ASSAULT / AGG BATTERY</b>		<b>47</b>		<b>66</b>
0410	Attempted Murder	0		0	
0410	Battery - Aggravated	14		18	
0480	Battery - Heinous	0		0	
0485	Battery to Child - Aggravated	1		0	
0488	Aggravated Domestic Battery	12		20	
0490	Ritual Mutilation	0		0	
0495	Battery to Senior Citizen - Aggravated	0		1	
0510	Assault - Aggravated	20		27	
	<b>BURGLARY</b>		<b>86</b>		<b>64</b>
0610	Burglary - Commercial	13		7	
0610	Burglary - Non Residential	26		19	
0625	Burglary - Residential	45		36	
0650	Home Invasion	2		2	
	<b>THEFT (LARCENY)</b>		<b>312</b>		<b>288</b>
0710	Theft from Motor Vehicle	1		2	
0720	Theft - Parts/Access of Motor Vehicle	6		12	
0730	Burglary - Parts/Access of Motor Vehicle	0		0	
0760	Burglary from Motor Vehicle	53		77	
0770	Vehicular Invasion (W/Intent To Commit Theft)	0		1	
0810	Theft - Over \$500	39		48	
0820	Theft - \$500 and Under	73		80	
0860	Theft - Retail	137		67	
0865	Theft - Delivery Container	0		0	
0870	Theft - Pocket Picking	2		0	
0880	Theft - Purse Snatching	1		0	
0890	Theft - From Building	0		1	
0895	Theft - Coin Operated Machine or Device	0		0	
	<b>MOTOR VEHICLE THEFT</b>		<b>25</b>		<b>27</b>
0910	Theft of Motor Vehicle	25		27	
	<b>ARSON</b>		<b>1</b>		<b>2</b>
1010	Arson - Criminal	0		2	
1025	Arson - Aggravated	0		0	
1310	Criminal Damage (By Fire Or Explosives)	1		0	
	<b>HUMAN TRAFFICKING</b>		<b>0</b>		<b>0</b>
1050	Commercial Sex Acts	0		0	
1055	Involuntary Servitude	0		0	
	<b>GRAND TOTAL MONTH</b>		<b>509</b>		<b>472</b>

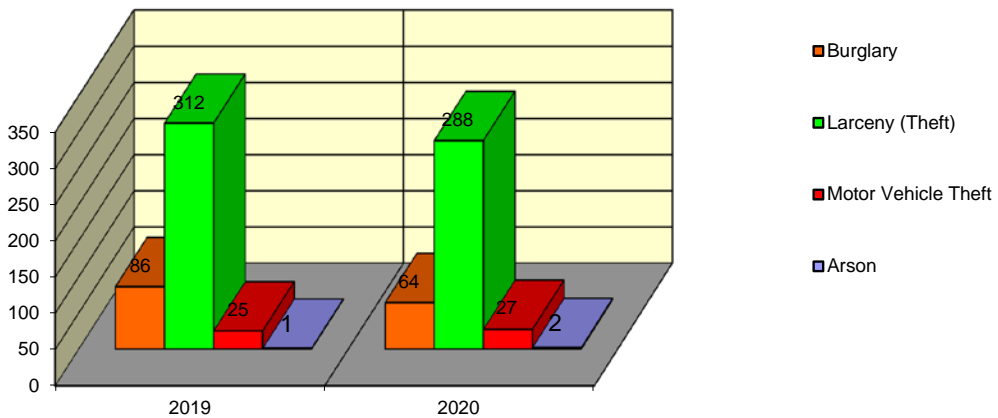
### Springfield Police Department Part I Index Crimes - City Wide - Dec Comparison



### Springfield Police Department Crimes Against Persons - City Wide - Dec Comparison



### Springfield Police Department Crimes Against Property - City Wide - Dec Comparison



**CITY WIDE  
PART I INDEX CRIMES BY OFFENSE HEADING  
MONTHLY COMPARISON  
DECEMBER**

OFFENSE HEADING	2019	2020	CHANGE
Murder	0	1	1
Sexual Assault	10	11	1
Robbery	28	13	-15
Agg Assault / Agg Battery	47	66	19
Burglary	86	64	-22
Theft (Larceny)	312	288	-24
Motor Vehicle Theft	25	27	2
Arson	1	2	1
Human Trafficking	0	0	0
<b>GRAND TOTAL MONTH</b>	<b>509</b>	<b>472</b>	<b>-7%</b>

A 7% decrease in offenses scored for all Part I Index Crimes City Wide during the month of December 2020.

A 7% increase in offenses scored for all Crimes Against Persons City Wide during the month of December 2020.

A 10% decrease in offenses scored for all Crimes Against Property City Wide during the month of December 2020.

**CRIMES AGAINST PERSONS**

OFFENSE HEADING	2019	2020
Murder	0	1
Sexual Assault	10	11
Robbery	28	13
Agg Assault / Agg Battery	47	66
Human Trafficking	0	0
<b>TOTAL</b>	<b>85</b>	<b>91</b>
<b>TOTAL % CHANGE</b>		<b>7%</b>

**CRIMES AGAINST PROPERTY**

OFFENSE HEADING	2019	2020
Burglary	86	64
Theft (Larceny)	312	288
Motor Vehicle Theft	25	27
Arson	1	2
<b>TOTAL</b>	<b>424</b>	<b>381</b>
<b>TOTAL % CHANGE</b>		<b>-10%</b>