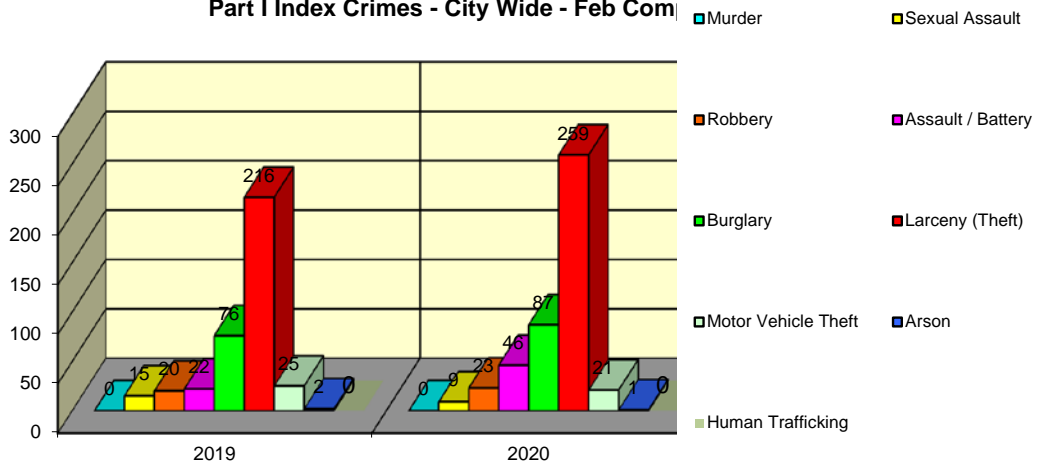


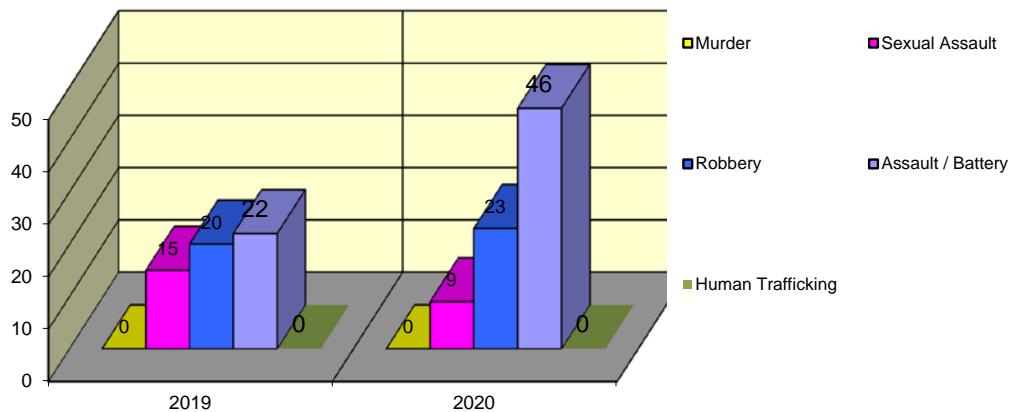
**CITY WIDE  
PART I INDEX CRIMES BY OFFENSE HEADING  
MONTHLY COMPARISON  
FEBRUARY**

UCR	OFFENSE HEADING	2019		2020	
	<b>MURDER</b>		<b>0</b>		<b>0</b>
0110	Homicide - First Degree	0		0	
0130	Homicide - Second Degree	0		0	
	<b>SEXUAL ASSAULT</b>		<b>15</b>		<b>9</b>
0260	Sexual Assault - Criminal	9		5	
0261	Sexual Assault - Aggravated	2		1	
0262	Sexual Assault - Forcible Sodomy	0		0	
0280	Pred Criminal Sexual Assault Of A Child	3		3	
0281	Sexual Assault - With an Object	1		0	
	<b>ROBBERY</b>		<b>20</b>		<b>23</b>
0310	Robbery - Armed	5		4	
0320	Robbery - Criminal	0		1	
0330	Robbery - Aggravated	0		1	
0310	Robbery to Person - Armed	9		9	
0320	Robbery to Person - Criminal	6		6	
0330	Robbery to Person - Aggravated	0		2	
0325	Vehicular Hijacking	0		0	
0326	Vehicular Hijacking - Aggravated	0		0	
	<b>AGG ASSAULT / AGG BATTERY</b>		<b>22</b>		<b>46</b>
0410	Attempted Murder	0		0	
0410	Battery - Aggravated	4		16	
0480	Battery - Heinous	0		0	
0485	Battery to Child - Aggravated	0		2	
0488	Aggravated Domestic Battery	5		14	
0490	Ritual Mutilation	0		0	
0495	Battery to Senior Citizen - Aggravated	0		0	
0510	Assault - Aggravated	13		14	
	<b>BURGLARY</b>		<b>76</b>		<b>87</b>
0610	Burglary - Commercial	4		12	
0610	Burglary - Non Residential	20		18	
0625	Burglary - Residential	48		52	
0650	Home Invasion	4		5	
	<b>THEFT (LARCENY)</b>		<b>216</b>		<b>259</b>
0710	Theft from Motor Vehicle	0		1	
0720	Theft - Parts/Access of Motor Vehicle	9		8	
0730	Burglary - Parts/Access of Motor Vehicle	1		0	
0760	Burglary from Motor Vehicle	33		28	
0770	Vehicular Invasion (W/Intent To Commit Theft)	0		1	
0810	Theft - Over \$500	24		38	
0820	Theft - \$500 and Under	52		71	
0860	Theft - Retail	96		111	
0865	Theft - Delivery Container	0		0	
0870	Theft - Pocket Picking	0		0	
0880	Theft - Purse Snatching	1		0	
0890	Theft - From Building	0		0	
0895	Theft - Coin Operated Machine or Device	0		1	
	<b>MOTOR VEHICLE THEFT</b>		<b>25</b>		<b>21</b>
0910	Theft of Motor Vehicle	25		21	
	<b>ARSON</b>		<b>2</b>		<b>1</b>
1010	Arson - Criminal	1		1	
1025	Arson - Aggravated	1		0	
1310	Criminal Damage (By Fire Or Explosives)	0		0	
	<b>HUMAN TRAFFICKING</b>		<b>0</b>		<b>0</b>
1050	Commercial Sex Acts	0		0	
1055	Involuntary Servitude	0		0	
	<b>GRAND TOTAL MONTH</b>		<b>376</b>		<b>446</b>

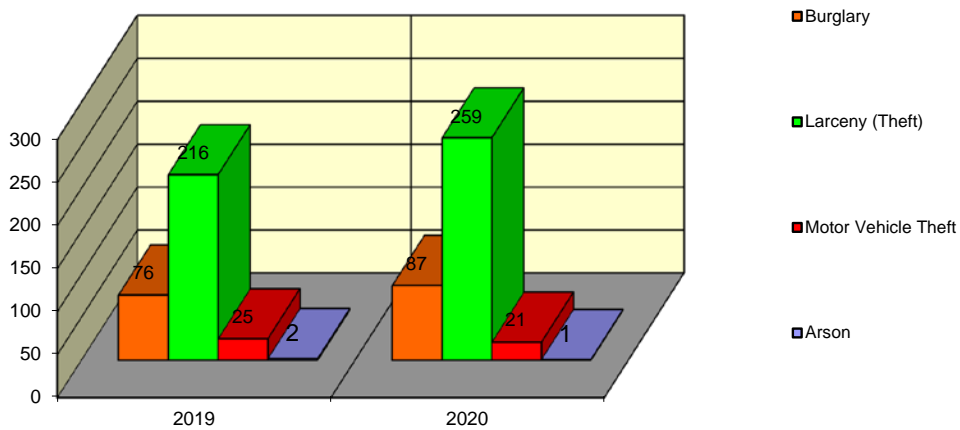
### Springfield Police Department Part I Index Crimes - City Wide - Feb Comparison



### Springfield Police Department Crimes Against Persons - City Wide - Feb Comparison



### Springfield Police Department Crimes Against Property - City Wide - Feb Comparison



**CITY WIDE  
PART I INDEX CRIMES BY OFFENSE HEADING  
MONTHLY COMPARISON  
FEBRUARY**

OFFENSE HEADING	2019	2020	CHANGE
Murder	0	0	0
Sexual Assault	15	9	-6
Robbery	20	23	3
Agg Assault / Agg Battery	22	46	24
Burglary	76	87	11
Theft (Larceny)	216	259	43
Motor Vehicle Theft	25	21	-4
Arson	2	1	-1
Human Trafficking	0	0	0
<b>GRAND TOTAL MONTH</b>	<b>376</b>	<b>446</b>	<b>19%</b>

A 19% increase in offenses scored for all Part I Index Crimes City Wide during the month of February 2020.

A 37% increase in offenses scored for all Crimes Against Persons City Wide during the month of February 2020.

A 15% increase in offenses scored for all Crimes Against Property City Wide during the month of February 2020.

**CRIMES AGAINST PERSONS**

OFFENSE HEADING	2019	2020
Murder	0	0
Sexual Assault	15	9
Robbery	20	23
Agg Assault / Agg Battery	22	46
Human Trafficking	0	0
<b>TOTAL</b>	<b>57</b>	<b>78</b>
<b>TOTAL % CHANGE</b>		<b>37%</b>

**CRIMES AGAINST PROPERTY**

OFFENSE HEADING	2019	2020
Burglary	76	87
Theft (Larceny)	216	259
Motor Vehicle Theft	25	21
Arson	2	1
<b>TOTAL</b>	<b>319</b>	<b>368</b>
<b>TOTAL % CHANGE</b>		<b>15%</b>