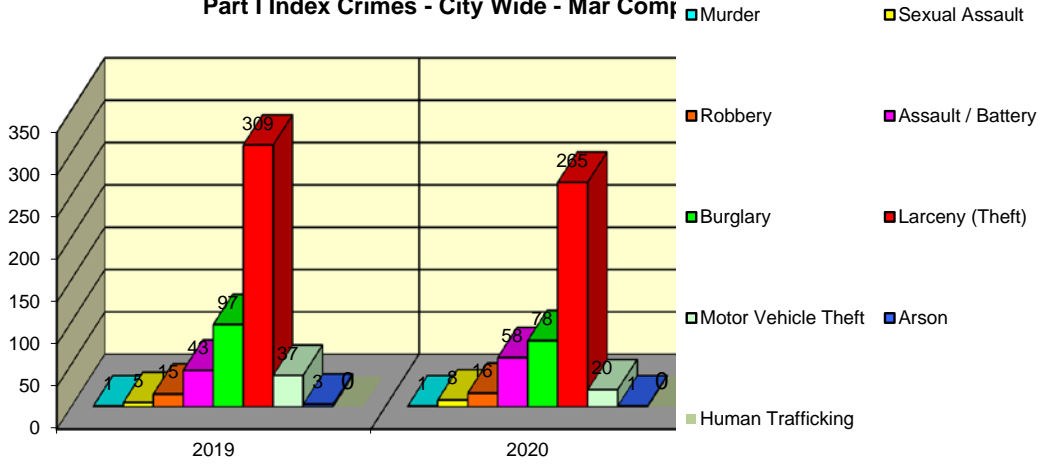


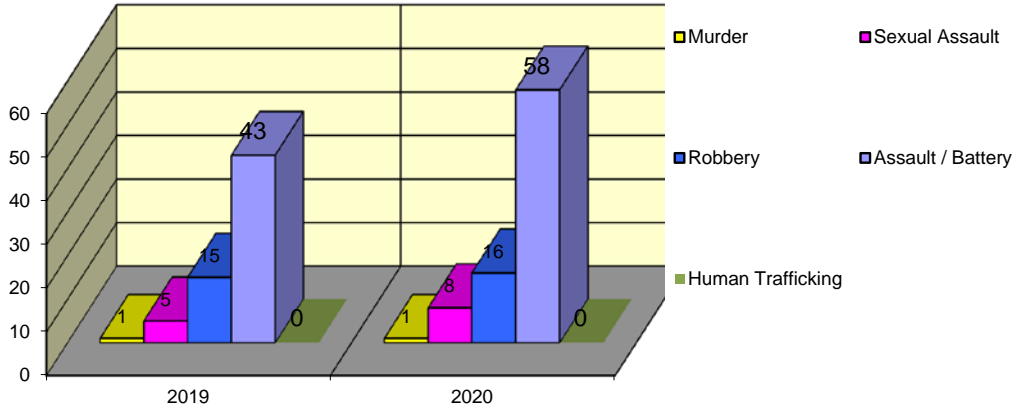
**CITY WIDE
PART I INDEX CRIMES BY OFFENSE HEADING
MONTHLY COMPARISON
MARCH**

UCR	OFFENSE HEADING	2019		2020	
	MURDER		1		1
0110	Homicide - First Degree	1		1	
0130	Homicide - Second Degree	0		0	
	SEXUAL ASSAULT		5		8
0260	Sexual Assault - Criminal	4		6	
0261	Sexual Assault - Aggravated	1		2	
0262	Sexual Assault - Forcible Sodomy	0		0	
0280	Pred Criminal Sexual Assault Of A Child	0		0	
0281	Sexual Assault - With an Object	0		0	
	ROBBERY		15		16
0310	Robbery - Armed	1		1	
0320	Robbery - Criminal	2		2	
0330	Robbery - Aggravated	0		1	
0310	Robbery to Person - Armed	10		4	
0320	Robbery to Person - Criminal	1		7	
0330	Robbery to Person - Aggravated	1		1	
0325	Vehicular Hijacking	0		0	
0326	Vehicular Hijacking - Aggravated	0		0	
	AGG ASSAULT / AGG BATTERY		43		58
0410	Attempted Murder	0		0	
0410	Battery - Aggravated	22		15	
0480	Battery - Heinous	0		0	
0485	Battery to Child - Aggravated	0		1	
0488	Aggravated Domestic Battery	8		14	
0490	Ritual Mutilation	0		0	
0495	Battery to Senior Citizen - Aggravated	0		1	
0510	Assault - Aggravated	13		27	
	BURGLARY		97		78
0610	Burglary - Commercial	18		11	
0610	Burglary - Non Residential	6		28	
0625	Burglary - Residential	71		32	
0650	Home Invasion	2		7	
	THEFT (LARCENY)		309		265
0710	Theft from Motor Vehicle	0		1	
0720	Theft - Parts/Access of Motor Vehicle	8		16	
0730	Burglary - Parts/Access of Motor Vehicle	1		0	
0760	Burglary from Motor Vehicle	78		43	
0770	Vehicular Invasion (W/Intent To Commit Theft)	0		0	
0810	Theft - Over \$500	36		32	
0820	Theft - \$500 and Under	60		72	
0860	Theft - Retail	126		98	
0865	Theft - Delivery Container	0		0	
0870	Theft - Pocket Picking	0		2	
0880	Theft - Purse Snatching	0		0	
0890	Theft - From Building	0		0	
0895	Theft - Coin Operated Machine or Device	0		1	
	MOTOR VEHICLE THEFT		37		20
0910	Theft of Motor Vehicle	37		20	
	ARSON		3		1
1010	Arson - Criminal	2		0	
1025	Arson - Aggravated	1		1	
1310	Criminal Damage (By Fire Or Explosives)	0		0	
	HUMAN TRAFFICKING		0		0
1050	Commercial Sex Acts	0		0	
1055	Involuntary Servitude	0		0	
	GRAND TOTAL MONTH		510		447

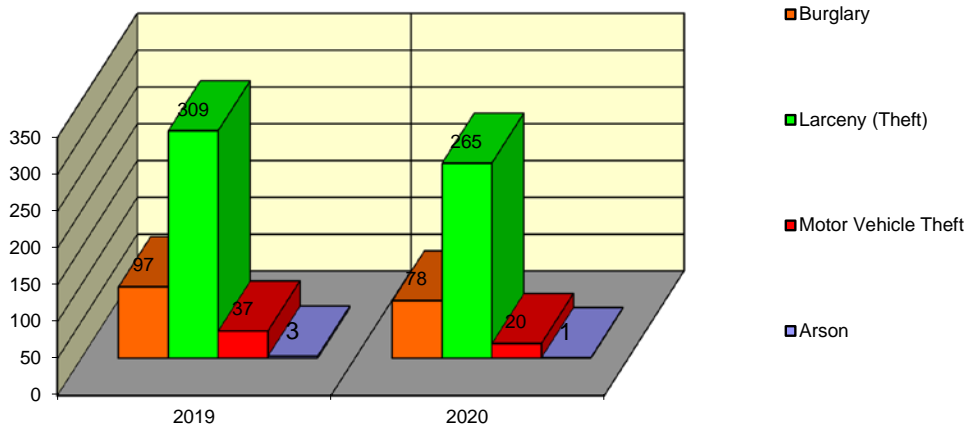
Springfield Police Department Part I Index Crimes - City Wide - Mar Comparison



Springfield Police Department Crimes Against Persons - City Wide - Mar Comparison



Springfield Police Department Crimes Against Property - City Wide - Mar Comparison



**CITY WIDE
PART I INDEX CRIMES BY OFFENSE HEADING
MONTHLY COMPARISON
MARCH**

OFFENSE HEADING	2019	2020	CHANGE
Murder	1	1	0
Sexual Assault	5	8	3
Robbery	15	16	1
Agg Assault / Agg Battery	43	58	15
Burglary	97	78	-19
Theft (Larceny)	309	265	-44
Motor Vehicle Theft	37	20	-17
Arson	3	1	-2
Human Trafficking	0	0	0
GRAND TOTAL MONTH	510	447	-12%

A 12% decrease in offenses scored for all Part I Index Crimes City Wide during the month of March 2020.

A 30% increase in offenses scored for all Crimes Against Persons City Wide during the month of March 2020.

An 18% decrease in offenses scored for all Crimes Against Property City Wide during the month of March 2020.

CRIMES AGAINST PERSONS

OFFENSE HEADING	2019	2020
Murder	1	1
Sexual Assault	5	8
Robbery	15	16
Agg Assault / Agg Battery	43	58
Human Trafficking	0	0
TOTAL	64	83
TOTAL % CHANGE		30%

CRIMES AGAINST PROPERTY

OFFENSE HEADING	2019	2020
Burglary	97	78
Theft (Larceny)	309	265
Motor Vehicle Theft	37	20
Arson	3	1
TOTAL	446	364
TOTAL % CHANGE		-18%