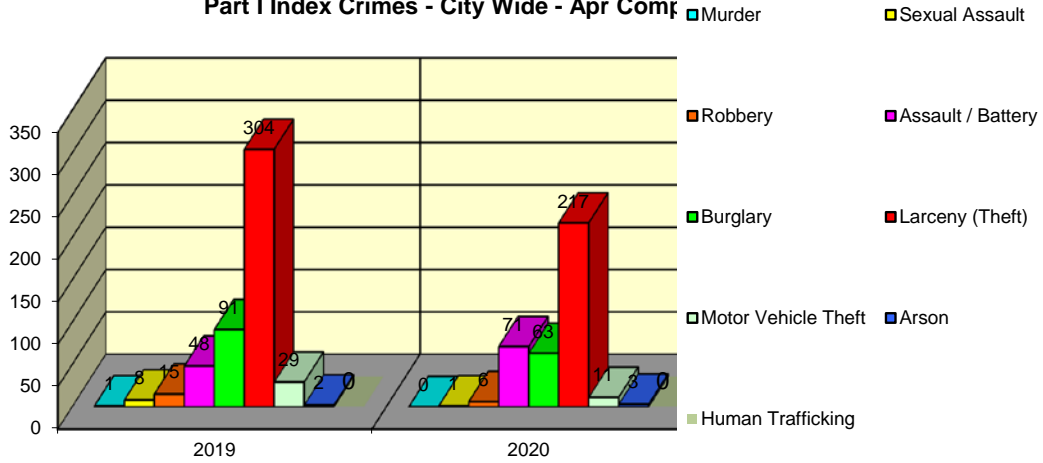


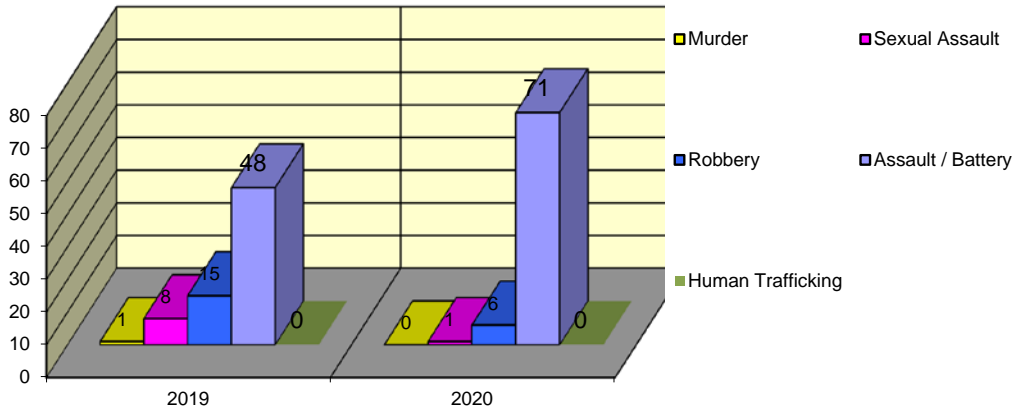
**CITY WIDE  
PART I INDEX CRIMES BY OFFENSE HEADING  
MONTHLY COMPARISON  
APRIL**

UCR	OFFENSE HEADING	2019		2020	
	<b>MURDER</b>		<b>1</b>		<b>0</b>
0110	Homicide - First Degree	1		0	
0130	Homicide - Second Degree	0		0	
	<b>SEXUAL ASSAULT</b>		<b>8</b>		<b>1</b>
0260	Sexual Assault - Criminal	5		0	
0261	Sexual Assault - Aggravated	1		1	
0262	Sexual Assault - Forcible Sodomy	0		0	
0280	Pred Criminal Sexual Assault Of A Child	2		0	
0281	Sexual Assault - With an Object	0		0	
	<b>ROBBERY</b>		<b>15</b>		<b>6</b>
0310	Robbery - Armed	1		0	
0320	Robbery - Criminal	1		0	
0330	Robbery - Aggravated	1		0	
0310	Robbery to Person - Armed	5		5	
0320	Robbery to Person - Criminal	7		1	
0330	Robbery to Person - Aggravated	0		0	
0325	Vehicular Hijacking	0		0	
0326	Vehicular Hijacking - Aggravated	0		0	
	<b>AGG ASSAULT / AGG BATTERY</b>		<b>48</b>		<b>71</b>
0410	Attempted Murder	0		0	
0410	Battery - Aggravated	15		20	
0480	Battery - Heinous	0		0	
0485	Battery to Child - Aggravated	0		0	
0488	Aggravated Domestic Battery	8		24	
0490	Ritual Mutilation	0		0	
0495	Battery to Senior Citizen - Aggravated	0		0	
0510	Assault - Aggravated	25		27	
	<b>BURGLARY</b>		<b>91</b>		<b>63</b>
0610	Burglary - Commercial	7		14	
0610	Burglary - Non Residential	21		21	
0625	Burglary - Residential	60		23	
0650	Home Invasion	3		5	
	<b>THEFT (LARCENY)</b>		<b>304</b>		<b>217</b>
0710	Theft from Motor Vehicle	0		0	
0720	Theft - Parts/Access of Motor Vehicle	7		8	
0730	Burglary - Parts/Access of Motor Vehicle	0		2	
0760	Burglary from Motor Vehicle	50		30	
0770	Vehicular Invasion (W/Intent To Commit Theft)	2		0	
0810	Theft - Over \$500	44		35	
0820	Theft - \$500 and Under	64		71	
0860	Theft - Retail	137		71	
0865	Theft - Delivery Container	0		0	
0870	Theft - Pocket Picking	0		0	
0880	Theft - Purse Snatching	0		0	
0890	Theft - From Building	0		0	
0895	Theft - Coin Operated Machine or Device	0		0	
	<b>MOTOR VEHICLE THEFT</b>		<b>29</b>		<b>11</b>
0910	Theft of Motor Vehicle	29		11	
	<b>ARSON</b>		<b>2</b>		<b>3</b>
1010	Arson - Criminal	1		1	
1025	Arson - Aggravated	1		2	
1310	Criminal Damage (By Fire Or Explosives)	0		0	
	<b>HUMAN TRAFFICKING</b>		<b>0</b>		<b>0</b>
1050	Commercial Sex Acts	0		0	
1055	Involuntary Servitude	0		0	
	<b>GRAND TOTAL MONTH</b>		<b>498</b>		<b>372</b>

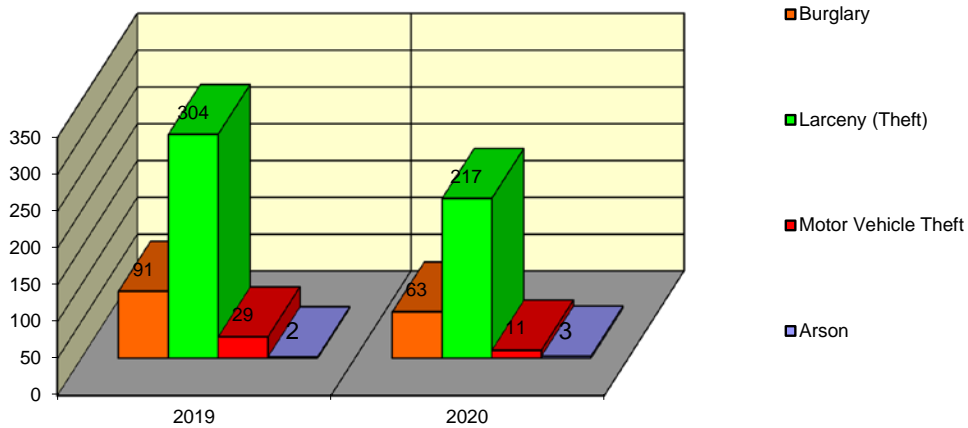
### Springfield Police Department Part I Index Crimes - City Wide - Apr Comparison



### Springfield Police Department Crimes Against Persons - City Wide - Apr Comparison



### Springfield Police Department Crimes Against Property - City Wide - Apr Comparison



**CITY WIDE  
PART I INDEX CRIMES BY OFFENSE HEADING  
MONTHLY COMPARISON  
APRIL**

OFFENSE HEADING	2019	2020	CHANGE
Murder	1	0	-1
Sexual Assault	8	1	-7
Robbery	15	6	-9
Agg Assault / Agg Battery	48	71	23
Burglary	91	63	-28
Theft (Larceny)	304	217	-87
Motor Vehicle Theft	29	11	-18
Arson	2	3	1
Human Trafficking	0	0	0
<b>GRAND TOTAL MONTH</b>	<b>498</b>	<b>372</b>	<b>-25%</b>

A 25% decrease in offenses scored for all Part I Index Crimes City Wide during the month of April 2020.

An 8% increase in offenses scored for all Crimes Against Persons City Wide during the month of April 2020.

A 31% decrease in offenses scored for all Crimes Against Property City Wide during the month of April 2020.

**CRIMES AGAINST PERSONS**

OFFENSE HEADING	2019	2020
Murder	1	0
Sexual Assault	8	1
Robbery	15	6
Agg Assault / Agg Battery	48	71
Human Trafficking	0	0
<b>TOTAL</b>	<b>72</b>	<b>78</b>
<b>TOTAL % CHANGE</b>		<b>8%</b>

**CRIMES AGAINST PROPERTY**

OFFENSE HEADING	2019	2020
Burglary	91	63
Theft (Larceny)	304	217
Motor Vehicle Theft	29	11
Arson	2	3
<b>TOTAL</b>	<b>426</b>	<b>294</b>
<b>TOTAL % CHANGE</b>		<b>-31%</b>