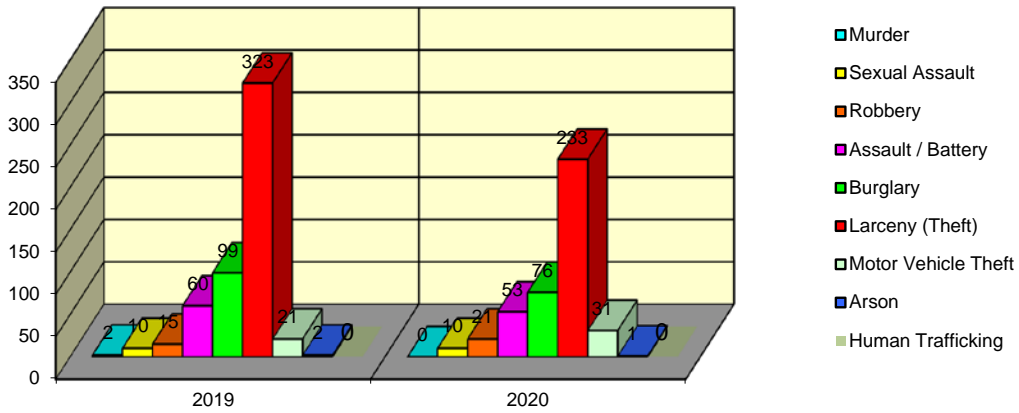


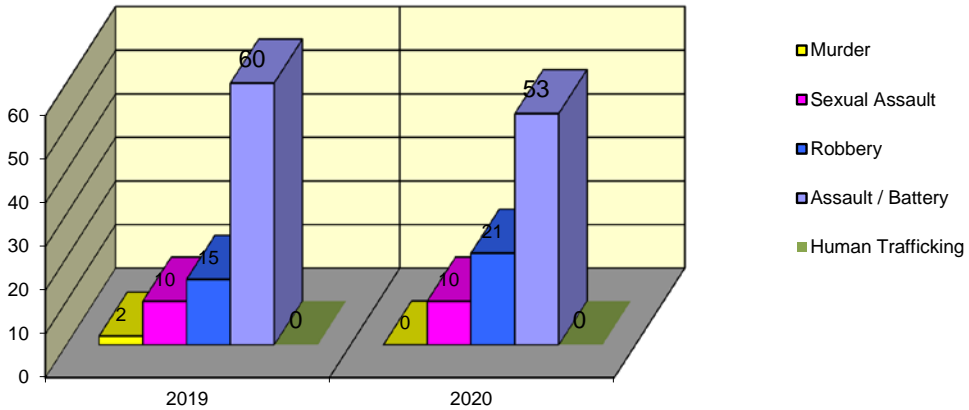
**CITY WIDE  
PART I INDEX CRIMES BY OFFENSE HEADING  
MONTHLY COMPARISON  
MAY**

UCR	OFFENSE HEADING	2019		2020	
	<b>MURDER</b>		<b>2</b>		<b>0</b>
0110	Homicide - First Degree	2		0	
0130	Homicide - Second Degree	0		0	
	<b>SEXUAL ASSAULT</b>		<b>10</b>		<b>10</b>
0260	Sexual Assault - Criminal	8		8	
0261	Sexual Assault - Aggravated	1		2	
0262	Sexual Assault - Forcible Sodomy	0		0	
0280	Pred Criminal Sexual Assault Of A Child	1		0	
0281	Sexual Assault - With an Object	0		0	
	<b>ROBBERY</b>		<b>15</b>		<b>21</b>
0310	Robbery - Armed	0		1	
0320	Robbery - Criminal	0		0	
0330	Robbery - Aggravated	0		0	
0310	Robbery to Person - Armed	9		9	
0320	Robbery to Person - Criminal	6		9	
0330	Robbery to Person - Aggravated	0		2	
0325	Vehicular Hijacking	0		0	
0326	Vehicular Hijacking - Aggravated	0		0	
	<b>AGG ASSAULT / AGG BATTERY</b>		<b>60</b>		<b>53</b>
0410	Attempted Murder	0		0	
0410	Battery - Aggravated	15		19	
0480	Battery - Heinous	0		0	
0485	Battery to Child - Aggravated	0		0	
0488	Aggravated Domestic Battery	13		13	
0490	Ritual Mutilation	0		0	
0495	Battery to Senior Citizen - Aggravated	1		0	
0510	Assault - Aggravated	31		21	
	<b>BURGLARY</b>		<b>99</b>		<b>76</b>
0610	Burglary - Commercial	7		19	
0610	Burglary - Non Residential	27		22	
0625	Burglary - Residential	60		31	
0650	Home Invasion	5		4	
	<b>THEFT (LARCENY)</b>		<b>323</b>		<b>233</b>
0710	Theft from Motor Vehicle	2		1	
0720	Theft - Parts/Access of Motor Vehicle	11		16	
0730	Burglary - Parts/Access of Motor Vehicle	0		0	
0760	Burglary from Motor Vehicle	88		41	
0770	Vehicular Invasion (W/Intent To Commit Theft)	0		1	
0810	Theft - Over \$500	37		39	
0820	Theft - \$500 and Under	72		79	
0860	Theft - Retail	111		54	
0865	Theft - Delivery Container	0		0	
0870	Theft - Pocket Picking	1		1	
0880	Theft - Purse Snatching	0		0	
0890	Theft - From Building	0		0	
0895	Theft - Coin Operated Machine or Device	1		1	
	<b>MOTOR VEHICLE THEFT</b>		<b>21</b>		<b>31</b>
0910	Theft of Motor Vehicle	21		31	
	<b>ARSON</b>		<b>2</b>		<b>1</b>
1010	Arson - Criminal	1		1	
1025	Arson - Aggravated	1		0	
1310	Criminal Damage (By Fire Or Explosives)	0		0	
	<b>HUMAN TRAFFICKING</b>		<b>0</b>		<b>0</b>
1050	Commercial Sex Acts	0		0	
1055	Involuntary Servitude	0		0	
	<b>GRAND TOTAL MONTH</b>		<b>532</b>		<b>425</b>

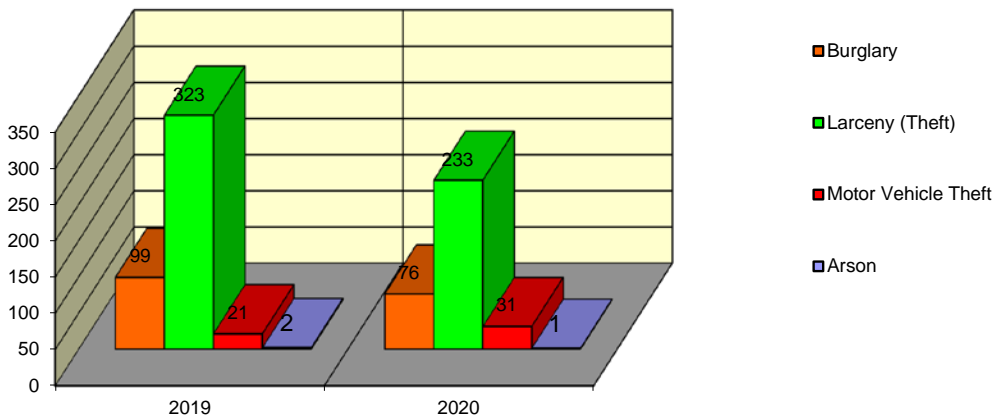
### Springfield Police Department Part I Index Crimes - City Wide - May Comparison



### Springfield Police Department Crimes Against Persons - City Wide - May Comparison



### Springfield Police Department Crimes Against Property - City Wide - May Comparison



**CITY WIDE  
PART I INDEX CRIMES BY OFFENSE HEADING  
MONTHLY COMPARISON  
MAY**

OFFENSE HEADING	2019	2020	CHANGE
Murder	2	0	-2
Sexual Assault	10	10	0
Robbery	15	21	6
Agg Assault / Agg Battery	60	53	-7
Burglary	99	76	-23
Theft (Larceny)	323	233	-90
Motor Vehicle Theft	21	31	10
Arson	2	1	-1
Human Trafficking	0	0	0
<b>GRAND TOTAL MONTH</b>	<b>532</b>	<b>425</b>	<b>-20%</b>

A 20% decrease in offenses scored for all Part I Index Crimes City Wide during the month of May 2020.

A 3% decrease in offenses scored for all Crimes Against Persons City Wide during the month of May 2020.

A 23% decrease in offenses scored for all Crimes Against Property City Wide during the month of May 2020.

**CRIMES AGAINST PERSONS**

OFFENSE HEADING	2019	2020
Murder	2	0
Sexual Assault	10	10
Robbery	15	21
Agg Assault / Agg Battery	60	53
Human Trafficking	0	0
<b>TOTAL</b>	<b>87</b>	<b>84</b>
<b>TOTAL % CHANGE</b>		<b>-3%</b>

**CRIMES AGAINST PROPERTY**

OFFENSE HEADING	2019	2020
Burglary	99	76
Theft (Larceny)	323	233
Motor Vehicle Theft	21	31
Arson	2	1
<b>TOTAL</b>	<b>445</b>	<b>341</b>
<b>TOTAL % CHANGE</b>		<b>-23%</b>