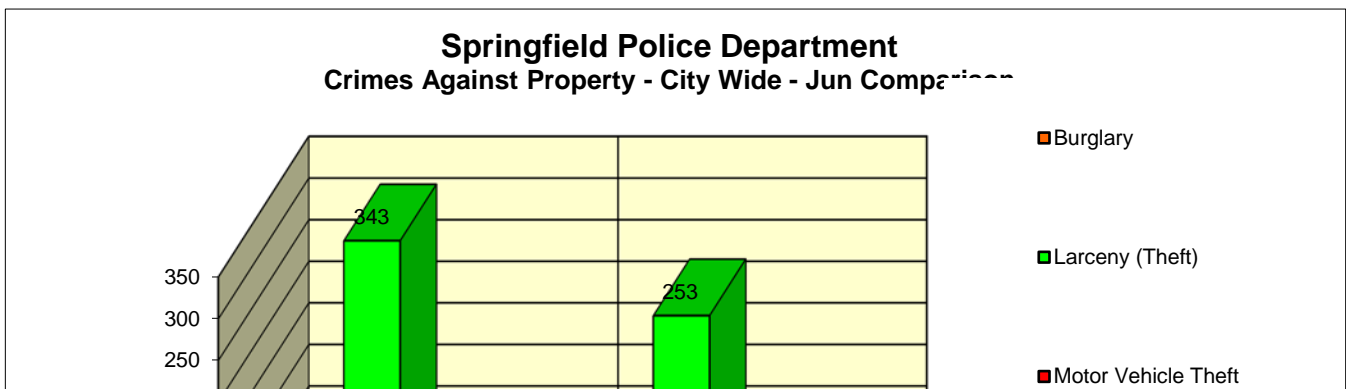
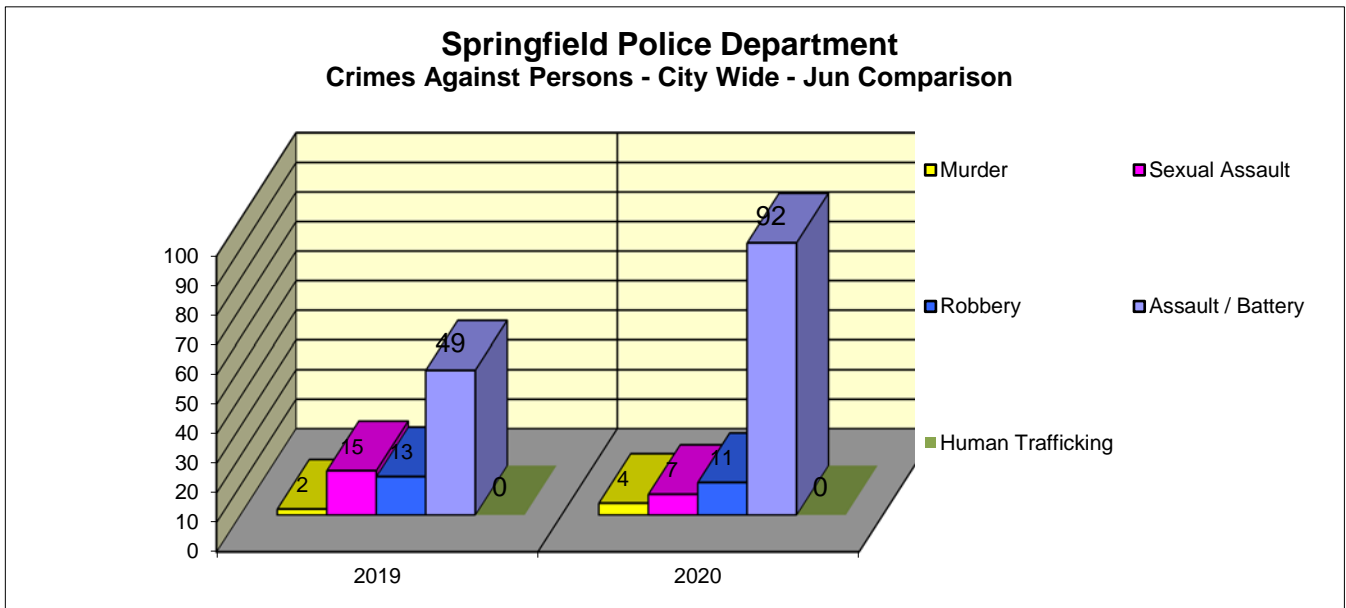
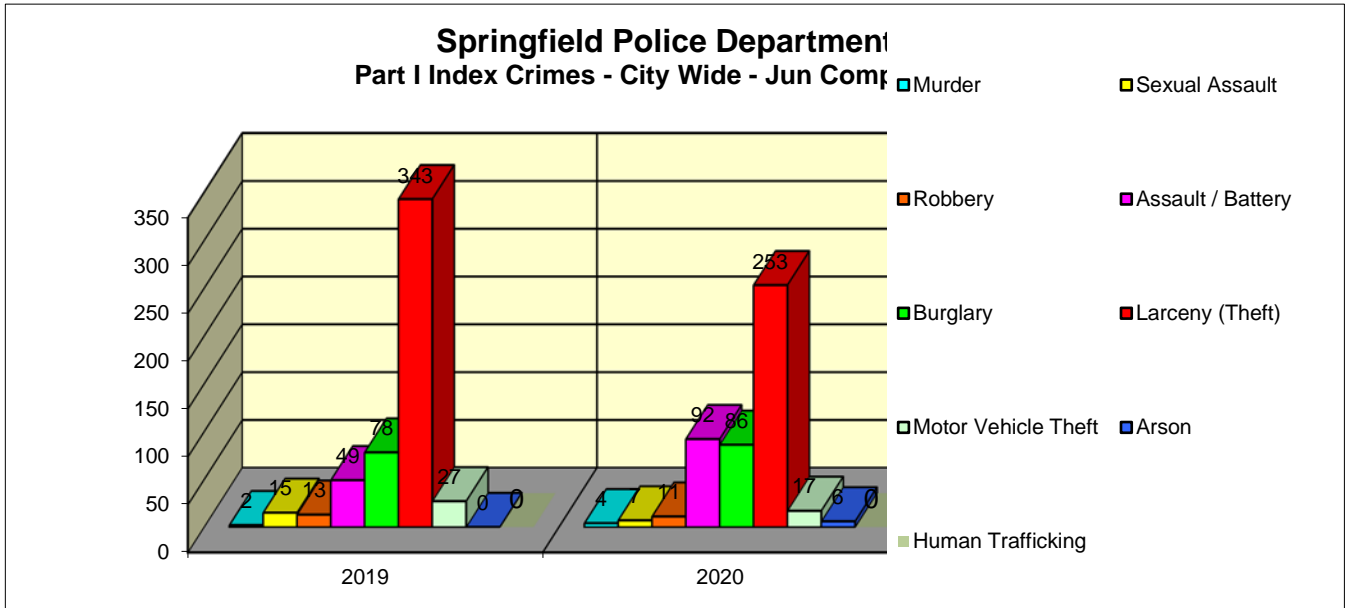
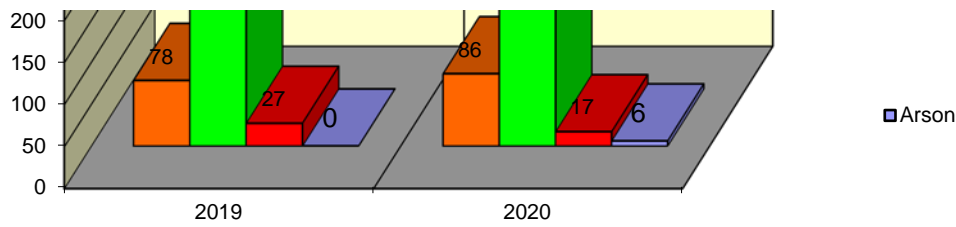


**CITY WIDE
PART I INDEX CRIMES BY OFFENSE HEADING
MONTHLY COMPARISON
JUNE**

UCR	OFFENSE HEADING	2019		2020	
	MURDER		2		4
0110	Homicide - First Degree	2		4	
0130	Homicide - Second Degree	0		0	
	SEXUAL ASSAULT		15		7
0260	Sexual Assault - Criminal	10		6	
0261	Sexual Assault - Aggravated	2		1	
0262	Sexual Assault - Forcible Sodomy	0		0	
0280	Pred Criminal Sexual Assault Of A Child	3		0	
0281	Sexual Assault - With an Object	0		0	
	ROBBERY		13		11
0310	Robbery - Armed	1		1	
0320	Robbery - Criminal	0		0	
0330	Robbery - Aggravated	1		0	
0310	Robbery to Person - Armed	5		6	
0320	Robbery to Person - Criminal	6		3	
0330	Robbery to Person - Aggravated	0		1	
0325	Vehicular Hijacking	0		0	
0326	Vehicular Hijacking - Aggravated	0		0	
	AGG ASSAULT / AGG BATTERY		49		92
0410	Attempted Murder	0		0	
0410	Battery - Aggravated	21		27	
0480	Battery - Heinous	0		0	
0485	Battery to Child - Aggravated	0		0	
0488	Aggravated Domestic Battery	9		27	
0490	Ritual Mutilation	0		0	
0495	Battery to Senior Citizen - Aggravated	0		0	
0510	Assault - Aggravated	19		38	
	BURGLARY		78		86
0610	Burglary - Commercial	9		26	
0610	Burglary - Non Residential	23		20	
0625	Burglary - Residential	42		38	
0650	Home Invasion	4		2	
	THEFT (LARCENY)		343		253
0710	Theft from Motor Vehicle	1		1	
0720	Theft - Parts/Access of Motor Vehicle	8		14	
0730	Burglary - Parts/Access of Motor Vehicle	0		0	
0760	Burglary from Motor Vehicle	68		55	
0770	Vehicular Invasion (W/Intent To Commit Theft)	0		0	
0810	Theft - Over \$500	43		39	
0820	Theft - \$500 and Under	96		75	
0860	Theft - Retail	127		69	
0865	Theft - Delivery Container	0		0	
0870	Theft - Pocket Picking	0		0	
0880	Theft - Purse Snatching	0		0	
0890	Theft - From Building	0		0	
0895	Theft - Coin Operated Machine or Device	0		0	
	MOTOR VEHICLE THEFT		27		17
0910	Theft of Motor Vehicle	27		17	
	ARSON		0		6

1010	Arson - Criminal	0	6
1025	Arson - Aggravated	0	0
1310	Criminal Damage (By Fire Or Explosives)	0	0
HUMAN TRAFFICKING		0	0
1050	Commercial Sex Acts	0	0
1055	Involuntary Servitude	0	0
GRAND TOTAL MONTH		527	476





Release Date: 08-26-20

CITY WIDE PART I INDEX CRIMES BY OFFENSE HEADING MONTHLY COMPARISON JUNE

OFFENSE HEADING	2019	2020	CHANGE
Murder	2	4	2
Sexual Assault	15	7	-8
Robbery	13	11	-2
Agg Assault / Agg Battery	49	92	43
Burglary	78	86	8
Theft (Larceny)	343	253	-90
Motor Vehicle Theft	27	17	-10
Arson	0	6	6
Human Trafficking	0	0	0
GRAND TOTAL MONTH	527	476	-10%

A 10% decrease in offenses scored for all Part I Index Crimes City Wide during the month of June 2020.

A 44% increase in offenses scored for all Crimes Against Persons City Wide during the month of June 2020.

A 19% decrease in offenses scored for all Crimes Against Property City Wide during the month of June 2020.

CRIMES AGAINST PERSONS

OFFENSE HEADING	2019	2020
Murder	2	4
Sexual Assault	15	7
Robbery	13	11
Agg Assault / Agg Battery	49	92
Human Trafficking	0	0
TOTAL	79	114
TOTAL % CHANGE		44%

CRIMES AGAINST PROPERTY

OFFENSE HEADING	2019	2020
Burglary	78	86
Theft (Larceny)	343	253
Motor Vehicle Theft	27	17
Arson	0	6
TOTAL	448	362
TOTAL % CHANGE		-19%

Release Date: 08-26-20