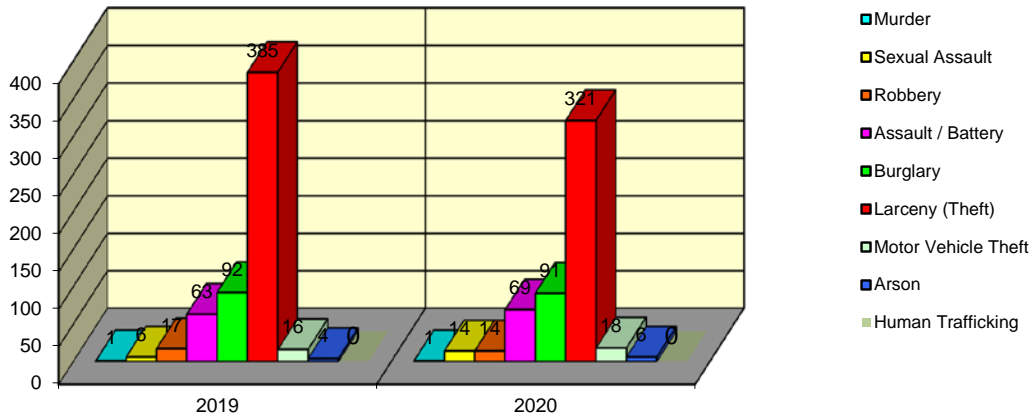


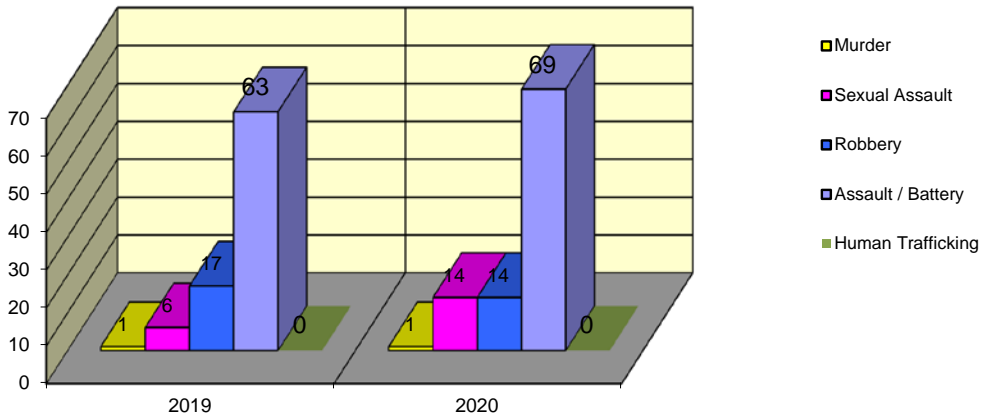
**CITY WIDE
PART I INDEX CRIMES BY OFFENSE HEADING
MONTHLY COMPARISON
JULY**

UCR	OFFENSE HEADING	2019		2020	
	MURDER		1		1
0110	Homicide - First Degree	1		1	
0130	Homicide - Second Degree	0		0	
	SEXUAL ASSAULT		6		14
0260	Sexual Assault - Criminal	4		11	
0261	Sexual Assault - Aggravated	2		0	
0262	Sexual Assault - Forcible Sodomy	0		0	
0280	Pred Criminal Sexual Assault Of A Child	0		3	
0281	Sexual Assault - With an Object	0		0	
	ROBBERY		17		14
0310	Robbery - Armed	0		2	
0320	Robbery - Criminal	0		0	
0330	Robbery - Aggravated	1		1	
0310	Robbery to Person - Armed	10		3	
0320	Robbery to Person - Criminal	6		8	
0330	Robbery to Person - Aggravated	0		0	
0325	Vehicular Hijacking	0		0	
0326	Vehicular Hijacking - Aggravated	0		0	
	AGG ASSAULT / AGG BATTERY		63		69
0410	Attempted Murder	0		0	
0410	Battery - Aggravated	26		19	
0480	Battery - Heinous	0		0	
0485	Battery to Child - Aggravated	0		0	
0488	Aggravated Domestic Battery	15		21	
0490	Ritual Mutilation	0		0	
0495	Battery to Senior Citizen - Aggravated	1		0	
0510	Assault - Aggravated	21		29	
	BURGLARY		92		91
0610	Burglary - Commercial	12		14	
0610	Burglary - Non Residential	25		32	
0625	Burglary - Residential	50		41	
0650	Home Invasion	5		4	
	THEFT (LARCENY)		385		321
0710	Theft from Motor Vehicle	2		0	
0720	Theft - Parts/Access of Motor Vehicle	9		8	
0730	Burglary - Parts/Access of Motor Vehicle	0		0	
0760	Burglary from Motor Vehicle	83		80	
0770	Vehicular Invasion (W/Intent To Commit Theft)	0		1	
0810	Theft - Over \$500	37		46	
0820	Theft - \$500 and Under	107		97	
0860	Theft - Retail	147		88	
0865	Theft - Delivery Container	0		0	
0870	Theft - Pocket Picking	0		0	
0880	Theft - Purse Snatching	0		1	
0890	Theft - From Building	0		0	
0895	Theft - Coin Operated Machine or Device	0		0	
	MOTOR VEHICLE THEFT		16		18
0910	Theft of Motor Vehicle	16		18	
	ARSON		4		6
1010	Arson - Criminal	0		5	
1025	Arson - Aggravated	0		0	
1310	Criminal Damage (By Fire Or Explosives)	4		1	
	HUMAN TRAFFICKING		0		0
1050	Commercial Sex Acts	0		0	
1055	Involuntary Servitude	0		0	
	GRAND TOTAL MONTH		584		534

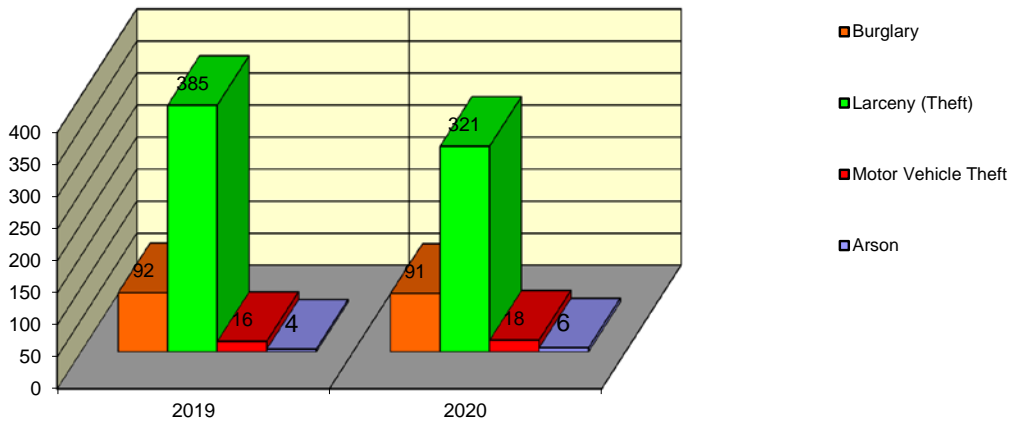
Springfield Police Department Part I Index Crimes - City Wide - Jul Comparison



Springfield Police Department Crimes Against Persons - City Wide - Jul Comparison



Springfield Police Department Crimes Against Property - City Wide - Jul Comparison



**CITY WIDE
PART I INDEX CRIMES BY OFFENSE HEADING
MONTHLY COMPARISON
JULY**

OFFENSE HEADING	2019	2020	CHANGE
Murder	1	1	0
Sexual Assault	6	14	8
Robbery	17	14	-3
Agg Assault / Agg Battery	63	69	6
Burglary	92	91	-1
Theft (Larceny)	385	321	-64
Motor Vehicle Theft	16	18	2
Arson	4	6	2
Human Trafficking	0	0	0
GRAND TOTAL MONTH	584	534	-9%

A 9% decrease in offenses scored for all Part I Index Crimes City Wide during the month of July 2020.

A 13% increase in offenses scored for all Crimes Against Persons City Wide during the month of July 2020.

A 12% decrease in offenses scored for all Crimes Against Property City Wide during the month of July 2020.

CRIMES AGAINST PERSONS

OFFENSE HEADING	2019	2020
Murder	1	1
Sexual Assault	6	14
Robbery	17	14
Agg Assault / Agg Battery	63	69
Human Trafficking	0	0
TOTAL	87	98
TOTAL % CHANGE		13%

CRIMES AGAINST PROPERTY

OFFENSE HEADING	2019	2020
Burglary	92	91
Theft (Larceny)	385	321
Motor Vehicle Theft	16	18
Arson	4	6
TOTAL	497	436
TOTAL % CHANGE		-12%