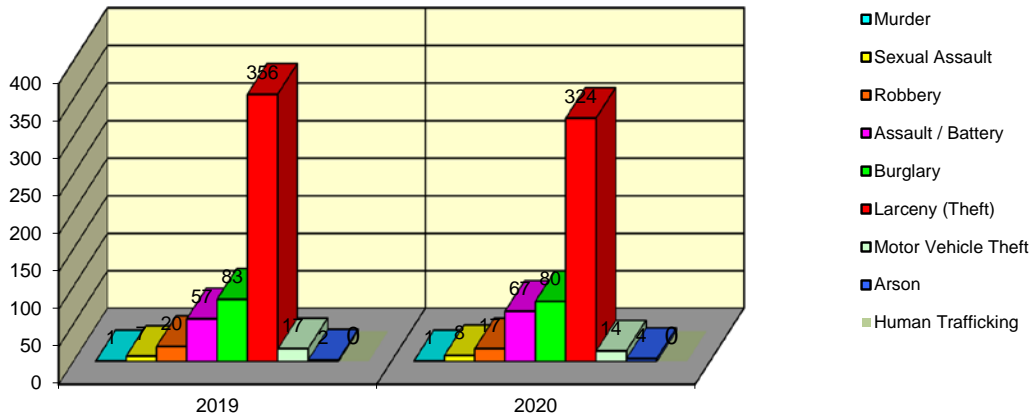


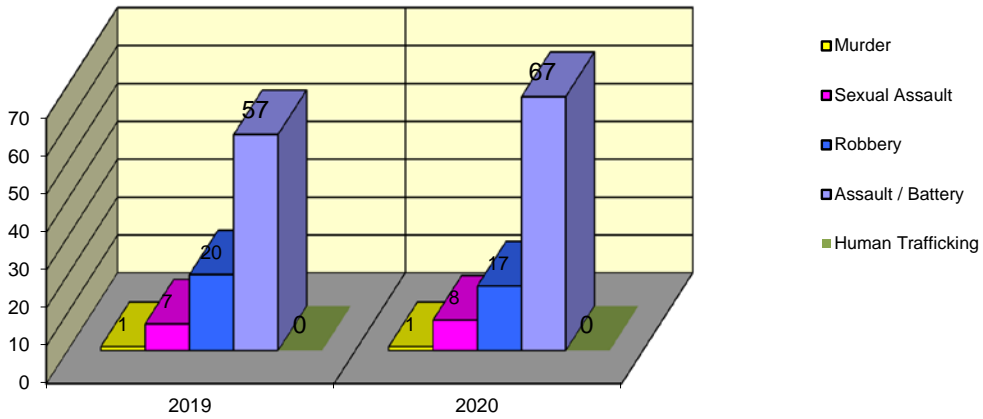
**CITY WIDE
PART I INDEX CRIMES BY OFFENSE HEADING
MONTHLY COMPARISON
AUGUST**

UCR	OFFENSE HEADING	2019		2020	
	MURDER		1		1
0110	Homicide - First Degree	1		1	
0130	Homicide - Second Degree	0		0	
	SEXUAL ASSAULT		7		8
0260	Sexual Assault - Criminal	4		6	
0261	Sexual Assault - Aggravated	2		1	
0262	Sexual Assault - Forcible Sodomy	0		0	
0280	Pred Criminal Sexual Assault Of A Child	1		1	
0281	Sexual Assault - With an Object	0		0	
	ROBBERY		20		17
0310	Robbery - Armed	1		2	
0320	Robbery - Criminal	1		3	
0330	Robbery - Aggravated	0		0	
0310	Robbery to Person - Armed	11		8	
0320	Robbery to Person - Criminal	4		1	
0330	Robbery to Person - Aggravated	3		0	
0325	Vehicular Hijacking	0		1	
0326	Vehicular Hijacking - Aggravated	0		2	
	AGG ASSAULT / AGG BATTERY		57		67
0410	Attempted Murder	0		0	
0410	Battery - Aggravated	26		23	
0480	Battery - Heinous	0		0	
0485	Battery to Child - Aggravated	0		0	
0488	Aggravated Domestic Battery	10		14	
0490	Ritual Mutilation	0		0	
0495	Battery to Senior Citizen - Aggravated	0		0	
0510	Assault - Aggravated	21		30	
	BURGLARY		83		80
0610	Burglary - Commercial	5		12	
0610	Burglary - Non Residential	18		21	
0625	Burglary - Residential	56		46	
0650	Home Invasion	4		1	
	THEFT (LARCENY)		356		324
0710	Theft from Motor Vehicle	4		2	
0720	Theft - Parts/Access of Motor Vehicle	6		13	
0730	Burglary - Parts/Access of Motor Vehicle	2		1	
0760	Burglary from Motor Vehicle	96		70	
0770	Vehicular Invasion (W/Intent To Commit Theft)	1		0	
0810	Theft - Over \$500	33		54	
0820	Theft - \$500 and Under	81		95	
0860	Theft - Retail	131		89	
0865	Theft - Delivery Container	0		0	
0870	Theft - Pocket Picking	0		0	
0880	Theft - Purse Snatching	0		0	
0890	Theft - From Building	0		0	
0895	Theft - Coin Operated Machine or Device	2		0	
	MOTOR VEHICLE THEFT		17		14
0910	Theft of Motor Vehicle	17		14	
	ARSON		2		4
1010	Arson - Criminal	0		1	
1025	Arson - Aggravated	1		0	
1310	Criminal Damage (By Fire Or Explosives)	1		3	
	HUMAN TRAFFICKING		0		0
1050	Commercial Sex Acts	0		0	
1055	Involuntary Servitude	0		0	
	GRAND TOTAL MONTH		543		515

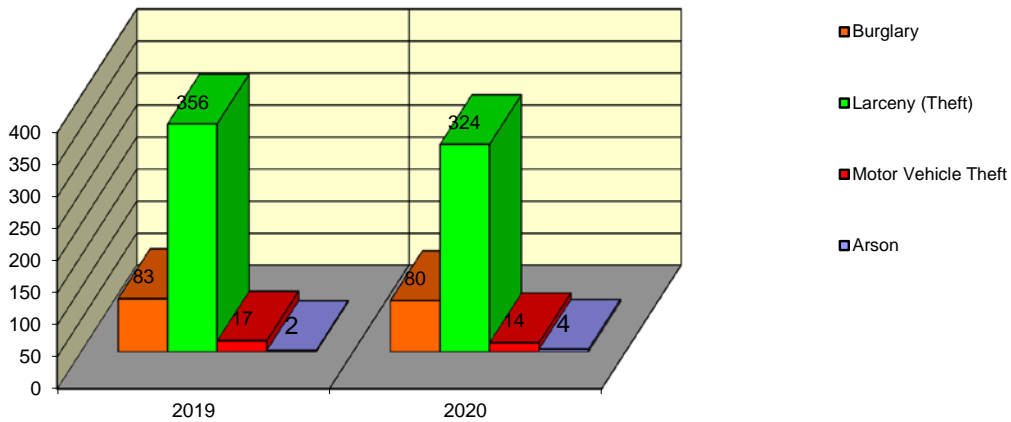
Springfield Police Department Part I Index Crimes - City Wide - Aug Comparison



Springfield Police Department Crimes Against Persons - City Wide - Aug Comparison



Springfield Police Department Crimes Against Property - City Wide - Aug Comparison



**CITY WIDE
PART I INDEX CRIMES BY OFFENSE HEADING
MONTHLY COMPARISON
AUGUST**

OFFENSE HEADING	2019	2020	CHANGE
Murder	1	1	0
Sexual Assault	7	8	1
Robbery	20	17	-3
Agg Assault / Agg Battery	57	67	10
Burglary	83	80	-3
Theft (Larceny)	356	324	-32
Motor Vehicle Theft	17	14	-3
Arson	2	4	2
Human Trafficking	0	0	0
GRAND TOTAL MONTH	543	515	-5%

A 5% decrease in offenses scored for all Part I Index Crimes City Wide during the month of August 2020.

A 9% increase in offenses scored for all Crimes Against Persons City Wide during the month of August 2020.

An 8% decrease in offenses scored for all Crimes Against Property City Wide during the month of August 2020.

CRIMES AGAINST PERSONS

OFFENSE HEADING	2019	2020
Murder	1	1
Sexual Assault	7	8
Robbery	20	17
Agg Assault / Agg Battery	57	67
Human Trafficking	0	0
TOTAL	85	93
TOTAL % CHANGE		9%

CRIMES AGAINST PROPERTY

OFFENSE HEADING	2019	2020
Burglary	83	80
Theft (Larceny)	356	324
Motor Vehicle Theft	17	14
Arson	2	4
TOTAL	458	422
TOTAL % CHANGE		-8%