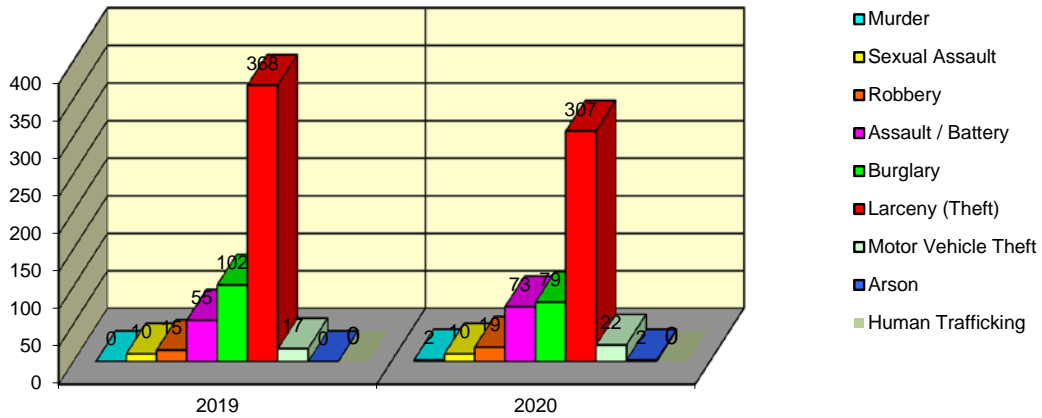


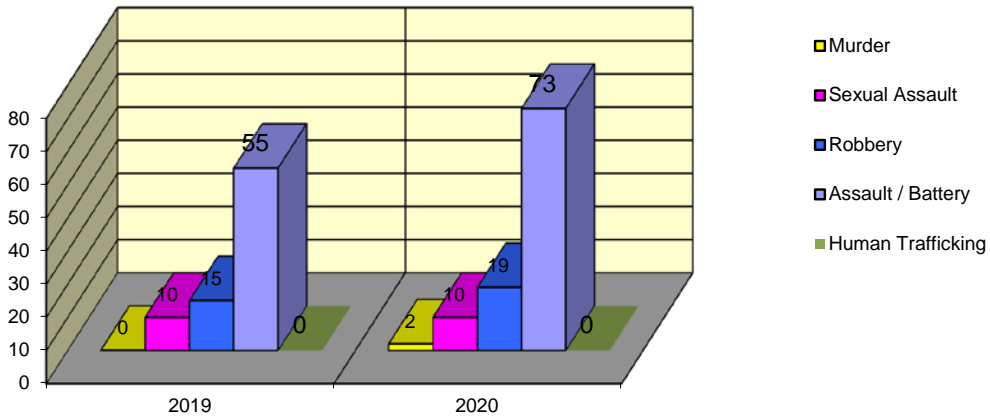
**CITY WIDE  
PART I INDEX CRIMES BY OFFENSE HEADING  
MONTHLY COMPARISON  
SEPTEMBER**

UCR	OFFENSE HEADING	2019		2020	
	<b>MURDER</b>		<b>0</b>		<b>2</b>
0110	Homicide - First Degree	0		2	
0130	Homicide - Second Degree	0		0	
	<b>SEXUAL ASSAULT</b>		<b>10</b>		<b>10</b>
0260	Sexual Assault - Criminal	8		7	
0261	Sexual Assault - Aggravated	1		1	
0262	Sexual Assault - Forcible Sodomy	0		0	
0280	Pred Criminal Sexual Assault Of A Child	1		2	
0281	Sexual Assault - With an Object	0		0	
	<b>ROBBERY</b>		<b>15</b>		<b>19</b>
0310	Robbery - Armed	8		4	
0320	Robbery - Criminal	5		1	
0330	Robbery - Aggravated	0		1	
0310	Robbery to Person - Armed	0		5	
0320	Robbery to Person - Criminal	0		8	
0330	Robbery to Person - Aggravated	1		0	
0325	Vehicular Hijacking	1		0	
0326	Vehicular Hijacking - Aggravated	0		0	
	<b>AGG ASSAULT / AGG BATTERY</b>		<b>55</b>		<b>73</b>
0410	Attempted Murder	0		0	
0410	Battery - Aggravated	21		23	
0480	Battery - Heinous	0		0	
0485	Battery to Child - Aggravated	0		0	
0488	Aggravated Domestic Battery	16		22	
0490	Ritual Mutilation	0		0	
0495	Battery to Senior Citizen - Aggravated	0		0	
0510	Assault - Aggravated	18		28	
	<b>BURGLARY</b>		<b>102</b>		<b>79</b>
0610	Burglary - Commercial	7		8	
0610	Burglary - Non Residential	26		14	
0625	Burglary - Residential	64		57	
0650	Home Invasion	5		0	
	<b>THEFT (LARCENY)</b>		<b>368</b>		<b>307</b>
0710	Theft from Motor Vehicle	2		1	
0720	Theft - Parts/Access of Motor Vehicle	4		6	
0730	Burglary - Parts/Access of Motor Vehicle	0		0	
0760	Burglary from Motor Vehicle	102		72	
0770	Vehicular Invasion (W/Intent To Commit Theft)	0		0	
0810	Theft - Over \$500	38		47	
0820	Theft - \$500 and Under	91		89	
0860	Theft - Retail	130		92	
0865	Theft - Delivery Container	0		0	
0870	Theft - Pocket Picking	0		0	
0880	Theft - Purse Snatching	0		0	
0890	Theft - From Building	0		0	
0895	Theft - Coin Operated Machine or Device	1		0	
	<b>MOTOR VEHICLE THEFT</b>		<b>17</b>		<b>22</b>
0910	Theft of Motor Vehicle	17		22	
	<b>ARSON</b>		<b>0</b>		<b>2</b>
1010	Arson - Criminal	0		1	
1025	Arson - Aggravated	0		0	
1310	Criminal Damage (By Fire Or Explosives)	0		1	
	<b>HUMAN TRAFFICKING</b>		<b>0</b>		<b>0</b>
1050	Commercial Sex Acts	0		0	
1055	Involuntary Servitude	0		0	
	<b>GRAND TOTAL MONTH</b>		<b>567</b>		<b>514</b>

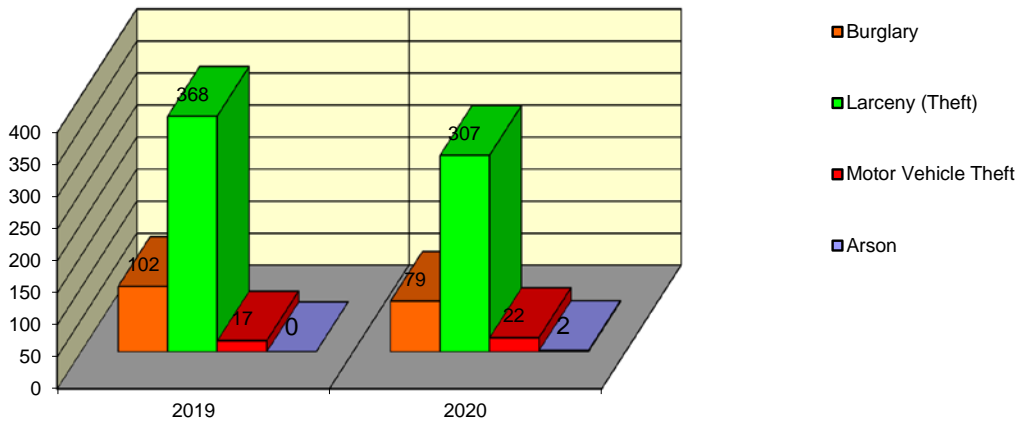
### Springfield Police Department Part I Index Crimes - City Wide - Sep Comparison



### Springfield Police Department Crimes Against Persons - City Wide - Sep Comparison



### Springfield Police Department Crimes Against Property - City Wide - Sep Comparison



**CITY WIDE  
PART I INDEX CRIMES BY OFFENSE HEADING  
MONTHLY COMPARISON  
SEPTEMBER**

OFFENSE HEADING	2019	2020	CHANGE
Murder	0	2	2
Sexual Assault	10	10	0
Robbery	15	19	4
Agg Assault / Agg Battery	55	73	18
Burglary	102	79	-23
Theft (Larceny)	368	307	-61
Motor Vehicle Theft	17	22	5
Arson	0	2	2
Human Trafficking	0	0	0
<b>GRAND TOTAL MONTH</b>	<b>567</b>	<b>514</b>	<b>-9%</b>

A 9% decrease in offenses scored for all Part I Index Crimes City Wide during the month of September 2020.

A 30% increase in offenses scored for all Crimes Against Persons City Wide during the month of September 2020.

A 16% decrease in offenses scored for all Crimes Against Property City Wide during the month of September 2020.

**CRIMES AGAINST PERSONS**

OFFENSE HEADING	2019	2020
Murder	0	2
Sexual Assault	10	10
Robbery	15	19
Agg Assault / Agg Battery	55	73
Human Trafficking	0	0
<b>TOTAL</b>	<b>80</b>	<b>104</b>
<b>TOTAL % CHANGE</b>		<b>30%</b>

**CRIMES AGAINST PROPERTY**

OFFENSE HEADING	2019	2020
Burglary	102	79
Theft (Larceny)	368	307
Motor Vehicle Theft	17	22
Arson	0	2
<b>TOTAL</b>	<b>487</b>	<b>410</b>
<b>TOTAL % CHANGE</b>		<b>-16%</b>