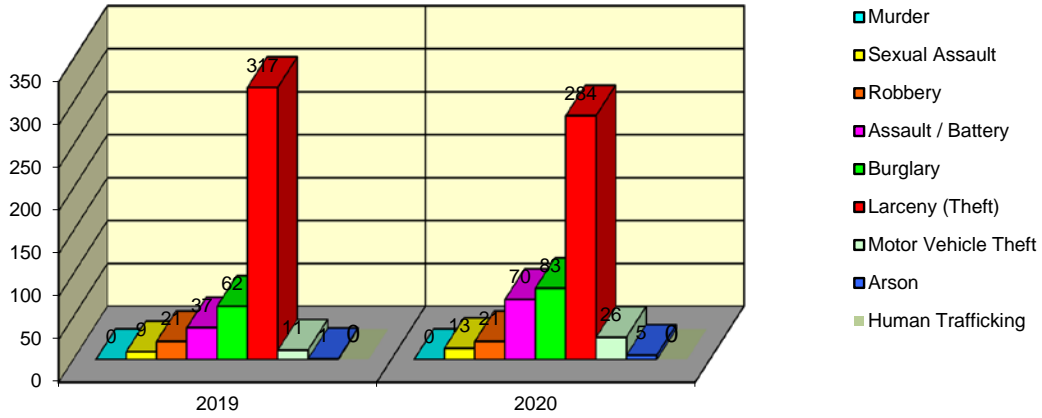


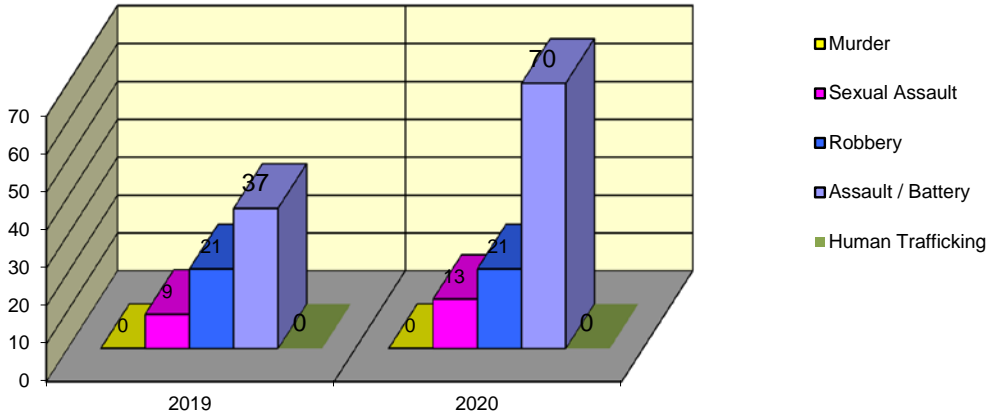
**CITY WIDE  
PART I INDEX CRIMES BY OFFENSE HEADING  
MONTHLY COMPARISON  
OCTOBER**

UCR	OFFENSE HEADING	2019		2020	
	<b>MURDER</b>		<b>0</b>		<b>0</b>
0110	Homicide - First Degree	0		0	
0130	Homicide - Second Degree	0		0	
	<b>SEXUAL ASSAULT</b>		<b>9</b>		<b>13</b>
0260	Sexual Assault - Criminal	5		12	
0261	Sexual Assault - Aggravated	3		1	
0262	Sexual Assault - Forcible Sodomy	0		0	
0280	Pred Criminal Sexual Assault Of A Child	1		0	
0281	Sexual Assault - With an Object	0		0	
	<b>ROBBERY</b>		<b>21</b>		<b>21</b>
0310	Robbery - Armed	2		5	
0320	Robbery - Criminal	1		1	
0330	Robbery - Aggravated	1		0	
0310	Robbery to Person - Armed	11		8	
0320	Robbery to Person - Criminal	6		6	
0330	Robbery to Person - Aggravated	0		1	
0325	Vehicular Hijacking	0		0	
0326	Vehicular Hijacking - Aggravated	0		0	
	<b>AGG ASSAULT / AGG BATTERY</b>		<b>37</b>		<b>70</b>
0410	Attempted Murder	0		0	
0410	Battery - Aggravated	13		27	
0480	Battery - Heinous	0		0	
0485	Battery to Child - Aggravated	0		1	
0488	Aggravated Domestic Battery	9		23	
0490	Ritual Mutilation	0		0	
0495	Battery to Senior Citizen - Aggravated	1		0	
0510	Assault - Aggravated	14		19	
	<b>BURGLARY</b>		<b>62</b>		<b>83</b>
0610	Burglary - Commercial	11		9	
0610	Burglary - Non Residential	18		30	
0625	Burglary - Residential	31		39	
0650	Home Invasion	2		5	
	<b>THEFT (LARCENY)</b>		<b>317</b>		<b>284</b>
0710	Theft from Motor Vehicle	4		1	
0720	Theft - Parts/Access of Motor Vehicle	8		13	
0730	Burglary - Parts/Access of Motor Vehicle	1		0	
0760	Burglary from Motor Vehicle	51		56	
0770	Vehicular Invasion (W/Intent To Commit Theft)	0		1	
0810	Theft - Over \$500	46		24	
0820	Theft - \$500 and Under	69		92	
0860	Theft - Retail	138		96	
0865	Theft - Delivery Container	0		0	
0870	Theft - Pocket Picking	0		0	
0880	Theft - Purse Snatching	0		0	
0890	Theft - From Building	0		0	
0895	Theft - Coin Operated Machine or Device	0		1	
	<b>MOTOR VEHICLE THEFT</b>		<b>11</b>		<b>26</b>
0910	Theft of Motor Vehicle	11		26	
	<b>ARSON</b>		<b>1</b>		<b>5</b>
1010	Arson - Criminal	0		1	
1025	Arson - Aggravated	0		2	
1310	Criminal Damage (By Fire Or Explosives)	1		2	
	<b>HUMAN TRAFFICKING</b>		<b>0</b>		<b>0</b>
1050	Commercial Sex Acts	0		0	
1055	Involuntary Servitude	0		0	
	<b>GRAND TOTAL MONTH</b>		<b>458</b>		<b>502</b>

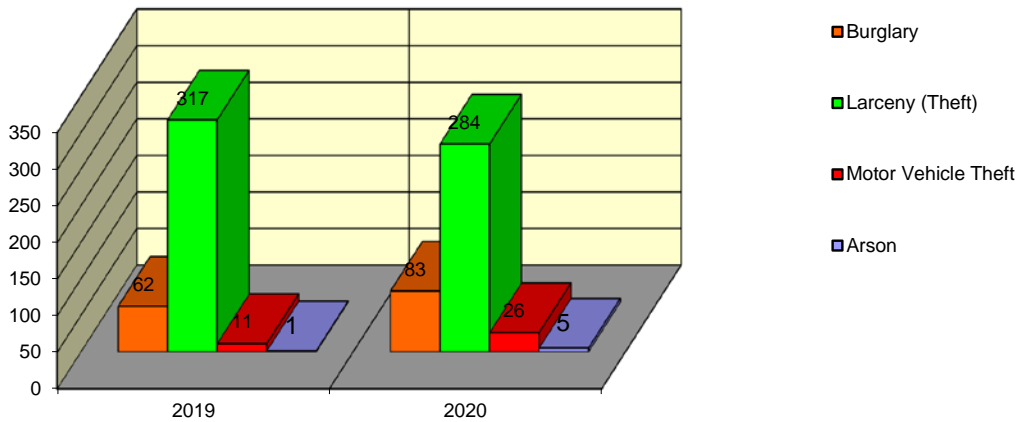
### Springfield Police Department Part I Index Crimes - City Wide - Oct Comparison



### Springfield Police Department Crimes Against Persons - City Wide - Oct Comparison



### Springfield Police Department Crimes Against Property - City Wide - Oct Comparison



**CITY WIDE  
PART I INDEX CRIMES BY OFFENSE HEADING  
MONTHLY COMPARISON  
OCTOBER**

OFFENSE HEADING	2019	2020	CHANGE
Murder	0	0	0
Sexual Assault	9	13	4
Robbery	21	21	0
Agg Assault / Agg Battery	37	70	33
Burglary	62	83	21
Theft (Larceny)	317	284	-33
Motor Vehicle Theft	11	26	15
Arson	1	5	4
Human Trafficking	0	0	0
<b>GRAND TOTAL MONTH</b>	<b>458</b>	<b>502</b>	<b>10%</b>

A 10% increase in offenses scored for all Part I Index Crimes City Wide during the month of October 2020.

A 55% increase in offenses scored for all Crimes Against Persons City Wide during the month of October 2020.

A 2% increase in offenses scored for all Crimes Against Property City Wide during the month of October 2020.

**CRIMES AGAINST PERSONS**

OFFENSE HEADING	2019	2020
Murder	0	0
Sexual Assault	9	13
Robbery	21	21
Agg Assault / Agg Battery	37	70
Human Trafficking	0	0
<b>TOTAL</b>	<b>67</b>	<b>104</b>
<b>TOTAL % CHANGE</b>		<b>55%</b>

**CRIMES AGAINST PROPERTY**

OFFENSE HEADING	2019	2020
Burglary	62	83
Theft (Larceny)	317	284
Motor Vehicle Theft	11	26
Arson	1	5
<b>TOTAL</b>	<b>391</b>	<b>398</b>
<b>TOTAL % CHANGE</b>		<b>2%</b>