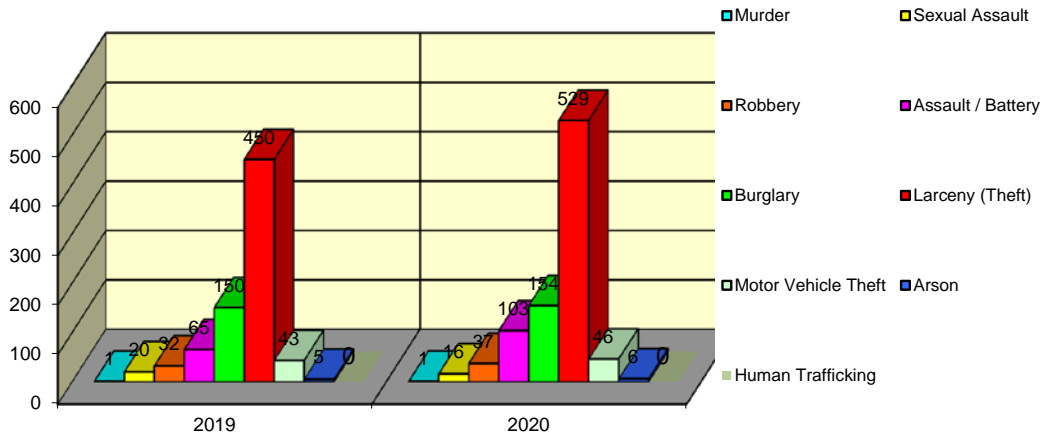


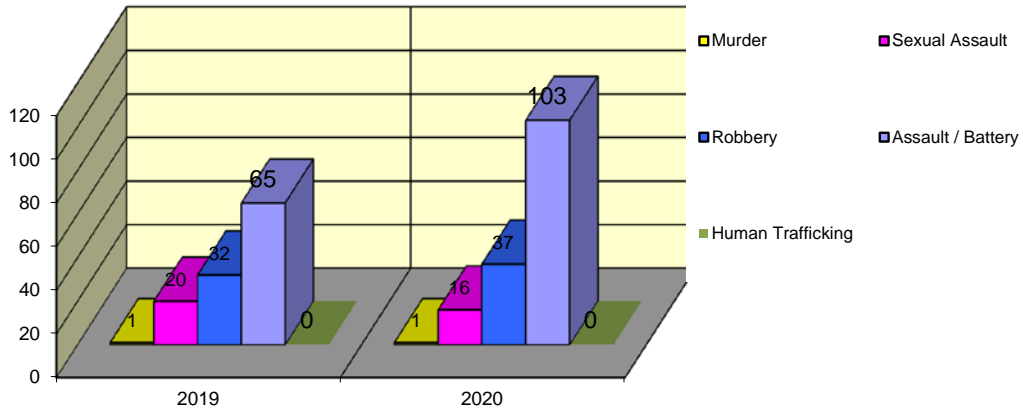
**CITY WIDE
PART I INDEX CRIMES BY OFFENSE HEADING
YEAR-TO-DATE COMPARISON
JANUARY - FEBRUARY**

UCR	OFFENSE HEADING	2019		2020	
	MURDER		1		1
0110	Homicide - First Degree	1		1	
0130	Homicide - Second Degree	0		0	
	SEXUAL ASSAULT		20		16
0260	Sexual Assault - Criminal	13		11	
0261	Sexual Assault - Aggravated	3		1	
0262	Sexual Assault - Forcible Sodomy	0		0	
0280	Pred Criminal Sexual Assault Of A Child	3		4	
0281	Sexual Assault - With an Object	1		0	
	ROBBERY		32		37
0310	Robbery - Armed	7		8	
0320	Robbery - Criminal	0		1	
0330	Robbery - Aggravated	1		3	
0310	Robbery to Person - Armed	14		14	
0320	Robbery to Person - Criminal	10		9	
0330	Robbery to Person - Aggravated	0		2	
0325	Vehicular Hijacking	0		0	
0326	Vehicular Hijacking - Aggravated	0		0	
	AGG ASSAULT / AGG BATTERY		65		103
0410	Attempted Murder	0		0	
0410	Battery - Aggravated	11		29	
0480	Battery - Heinous	0		0	
0485	Battery to Child - Aggravated	0		2	
0488	Aggravated Domestic Battery	15		41	
0490	Ritual Mutilation	0		0	
0495	Battery to Senior Citizen - Aggravated	0		0	
0510	Assault - Aggravated	39		31	
	BURGLARY		150		154
0610	Burglary - Commercial	12		27	
0610	Burglary - Non Residential	47		39	
0625	Burglary - Residential	86		80	
0650	Home Invasion	5		8	
	THEFT (LARCENY)		450		529
0710	Theft from Motor Vehicle	2		3	
0720	Theft - Parts/Access of Motor Vehicle	18		17	
0730	Burglary - Parts/Access of Motor Vehicle	2		0	
0760	Burglary from Motor Vehicle	63		69	
0770	Vehicular Invasion (W/Intent To Commit Theft)	0		1	
0810	Theft - Over \$500	49		66	
0820	Theft - \$500 and Under	115		136	
0860	Theft - Retail	200		235	
0865	Theft - Delivery Container	0		0	
0870	Theft - Pocket Picking	0		1	
0880	Theft - Purse Snatching	1		0	
0890	Theft - From Building	0		0	
0895	Theft - Coin Operated Machine or Device	0		1	
	MOTOR VEHICLE THEFT		43		46
0910	Theft of Motor Vehicle	43		46	
	ARSON		5		6
1010	Arson - Criminal	3		2	
1025	Arson - Aggravated	1		3	
1310	Criminal Damage (By Fire Or Explosives)	1		1	
	HUMAN TRAFFICKING		0		0
1050	Commercial Sex Acts	0		0	
1055	Involuntary Servitude	0		0	
	GRAND TOTAL YEAR TO DATE		766		892

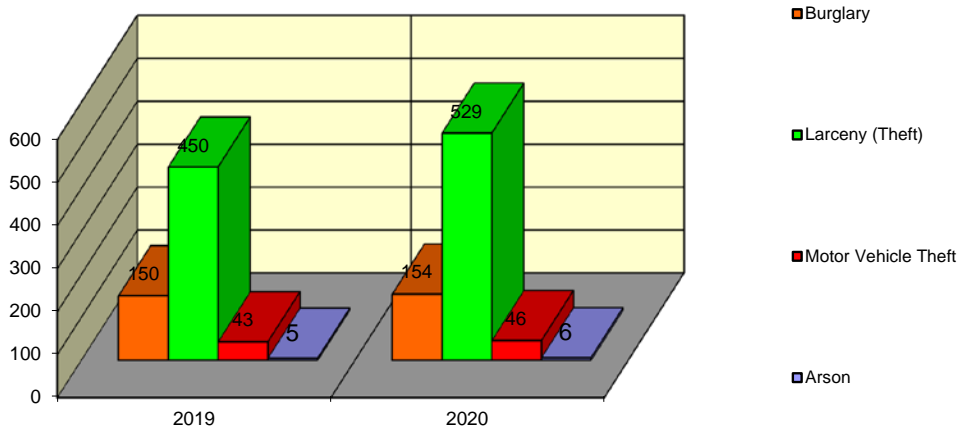
Springfield Police Department Part I Index Crimes - City Wide - Jan-Feb Com



Springfield Police Department Crimes Against Persons - City Wide - Jan-Feb Comparison



Springfield Police Department Crimes Against Property - City Wide - Jan-Feb Co



**CITY WIDE
PART I INDEX CRIMES BY OFFENSE HEADING
YEAR-TO-DATE COMPARISON
JANUARY - FEBRUARY**

OFFENSE HEADING	2019	2020	CHANGE
Murder	1	1	0
Sexual Assault	20	16	-4
Robbery	32	37	5
Agg Assault / Agg Battery	65	103	38
Burglary	150	154	4
Theft (Larceny)	450	529	79
Motor Vehicle Theft	43	46	3
Arson	5	6	1
Human Trafficking	0	0	0
GRAND TOTAL YTD	766	892	16%

A 16% increase in offenses scored for all Part I Index Crimes City Wide during the months of January - February 2020.

A 33% increase in offenses scored for all Crimes Against Persons City Wide during the months of January - February 2020.

A 13% increase in offenses scored for all Crimes Against Property City Wide during the months of January - February 2020.

CRIMES AGAINST PERSONS

OFFENSE HEADING	2019	2020
Murder	1	1
Sexual Assault	20	16
Robbery	32	37
Agg Assault / Agg Battery	65	103
Human Trafficking	0	0
TOTAL	118	157
TOTAL % CHANGE		33%

CRIMES AGAINST PROPERTY

OFFENSE HEADING	2019	2020
Burglary	150	154
Theft (Larceny)	450	529
Motor Vehicle Theft	43	46
Arson	5	6
TOTAL	648	735
TOTAL % CHANGE		13%