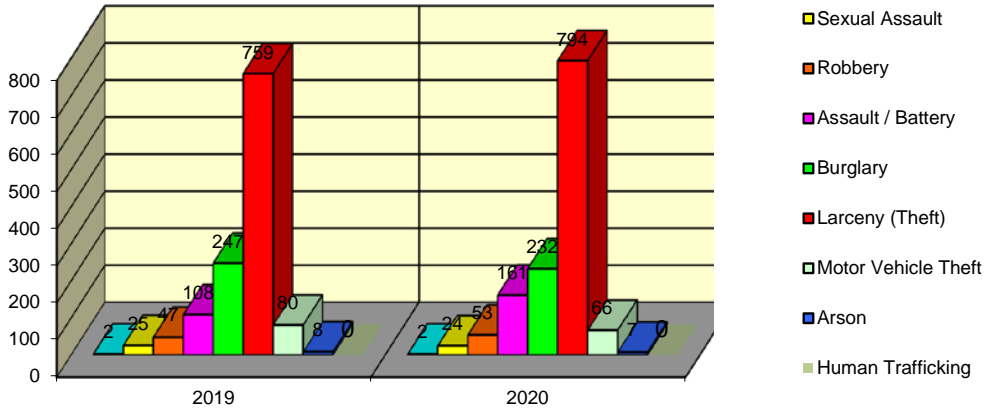


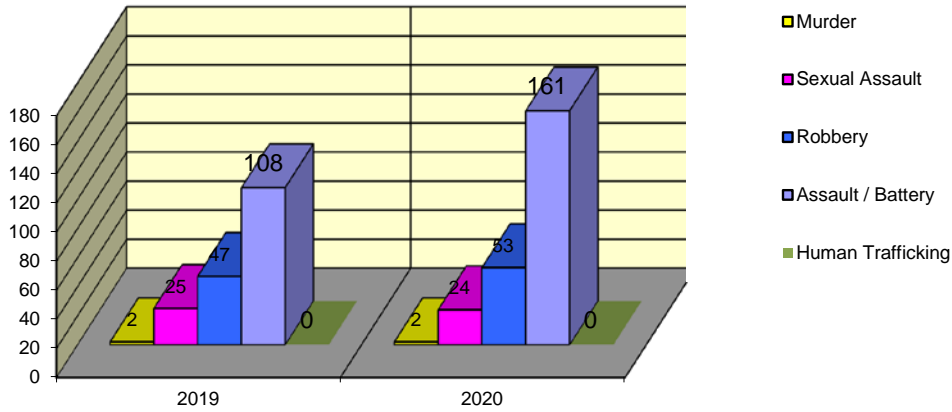
**CITY WIDE
PART I INDEX CRIMES BY OFFENSE HEADING
YEAR-TO-DATE COMPARISON
JANUARY - MARCH**

UCR	OFFENSE HEADING	2019		2020	
	MURDER		2		2
0110	Homicide - First Degree	2		2	
0130	Homicide - Second Degree	0		0	
	SEXUAL ASSAULT		25		24
0260	Sexual Assault - Criminal	17		17	
0261	Sexual Assault - Aggravated	4		3	
0262	Sexual Assault - Forcible Sodomy	0		0	
0280	Pred Criminal Sexual Assault Of A Child	3		4	
0281	Sexual Assault - With an Object	1		0	
	ROBBERY		47		53
0310	Robbery - Armed	8		9	
0320	Robbery - Criminal	2		3	
0330	Robbery - Aggravated	1		4	
0310	Robbery to Person - Armed	24		18	
0320	Robbery to Person - Criminal	11		16	
0330	Robbery to Person - Aggravated	1		3	
0325	Vehicular Hijacking	0		0	
0326	Vehicular Hijacking - Aggravated	0		0	
	AGG ASSAULT / AGG BATTERY		108		161
0410	Attempted Murder	0		0	
0410	Battery - Aggravated	33		44	
0480	Battery - Heinous	0		0	
0485	Battery to Child - Aggravated	0		3	
0488	Aggravated Domestic Battery	23		55	
0490	Ritual Mutilation	0		0	
0495	Battery to Senior Citizen - Aggravated	0		1	
0510	Assault - Aggravated	52		58	
	BURGLARY		247		232
0610	Burglary - Commercial	30		38	
0610	Burglary - Non Residential	53		67	
0625	Burglary - Residential	157		112	
0650	Home Invasion	7		15	
	THEFT (LARCENY)		759		794
0710	Theft from Motor Vehicle	2		4	
0720	Theft - Parts/Access of Motor Vehicle	26		33	
0730	Burglary - Parts/Access of Motor Vehicle	3		0	
0760	Burglary from Motor Vehicle	141		112	
0770	Vehicular Invasion (W/Intent To Commit Theft)	0		1	
0810	Theft - Over \$500	85		98	
0820	Theft - \$500 and Under	175		208	
0860	Theft - Retail	326		333	
0865	Theft - Delivery Container	0		0	
0870	Theft - Pocket Picking	0		3	
0880	Theft - Purse Snatching	1		0	
0890	Theft - From Building	0		0	
0895	Theft - Coin Operated Machine or Device	0		2	
	MOTOR VEHICLE THEFT		80		66
0910	Theft of Motor Vehicle	80		66	
	ARSON		8		7
1010	Arson - Criminal	5		2	
1025	Arson - Aggravated	2		4	
1310	Criminal Damage (By Fire Or Explosives)	1		1	
	HUMAN TRAFFICKING		0		0
1050	Commercial Sex Acts	0		0	
1055	Involuntary Servitude	0		0	
	GRAND TOTAL YEAR TO DATE		1,276		1,339

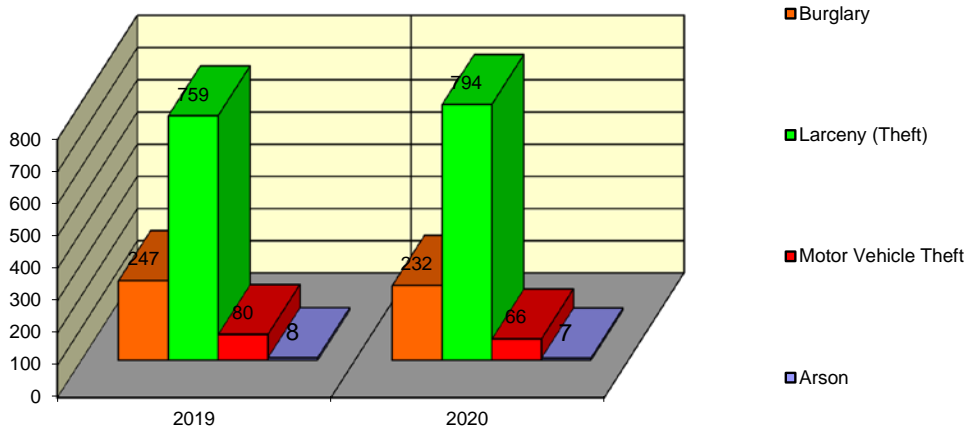
Springfield Police Department Part I Index Crimes - City Wide - Jan-Mar Comparison



Springfield Police Department Crimes Against Persons - City Wide - Jan-Mar Comparison



Springfield Police Department Crimes Against Property - City Wide - Jan-Mar Comparison



**CITY WIDE
PART I INDEX CRIMES BY OFFENSE HEADING
YEAR-TO-DATE COMPARISON
JANUARY - MARCH**

OFFENSE HEADING	2019	2020	CHANGE
Murder	2	2	0
Sexual Assault	25	24	-1
Robbery	47	53	6
Agg Assault / Agg Battery	108	161	53
Burglary	247	232	-15
Theft (Larceny)	759	794	35
Motor Vehicle Theft	80	66	-14
Arson	8	7	-1
Human Trafficking	0	0	0
GRAND TOTAL YTD	1,276	1,339	5%

A 5% increase in offenses scored for all Part I Index Crimes City Wide during the months of January - March 2020.

A 32% increase in offenses scored for all Crimes Against Persons City Wide during the months of January - March 2020.

No change in offenses scored for all Crimes Against Property City Wide during the months of January - March 2020.

CRIMES AGAINST PERSONS

OFFENSE HEADING	2019	2020
Murder	2	2
Sexual Assault	25	24
Robbery	47	53
Agg Assault / Agg Battery	108	161
Human Trafficking	0	0
TOTAL	182	240
TOTAL % CHANGE		32%

CRIMES AGAINST PROPERTY

OFFENSE HEADING	2019	2020
Burglary	247	232
Theft (Larceny)	759	794
Motor Vehicle Theft	80	66
Arson	8	7
TOTAL	1,094	1,099
TOTAL % CHANGE		0%