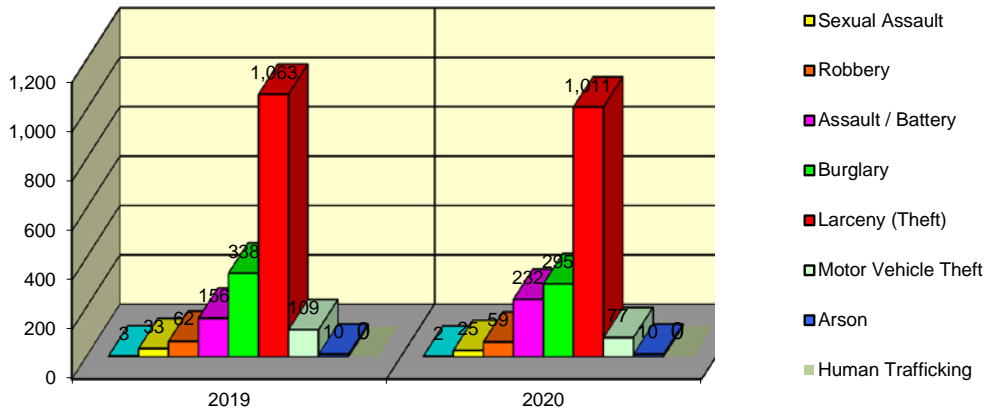


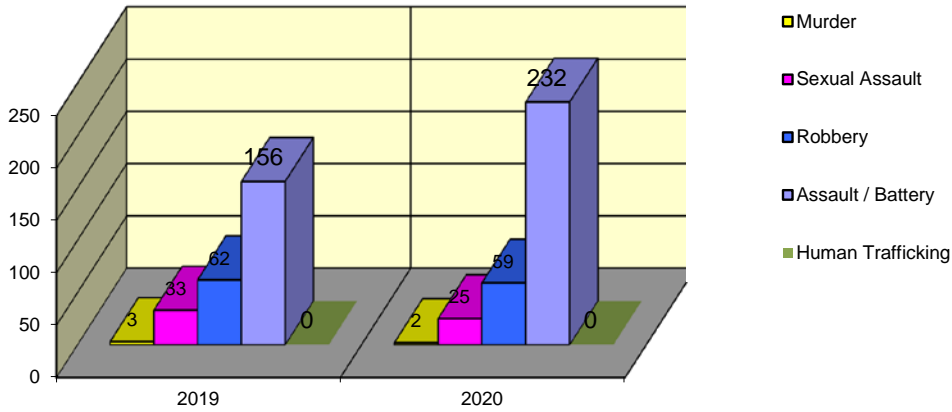
**CITY WIDE
PART I INDEX CRIMES BY OFFENSE HEADING
YEAR-TO-DATE COMPARISON
JANUARY - APRIL**

UCR	OFFENSE HEADING	2019		2020	
	MURDER		3		2
0110	Homicide - First Degree	3		2	
0130	Homicide - Second Degree	0		0	
	SEXUAL ASSAULT		33		25
0260	Sexual Assault - Criminal	22		17	
0261	Sexual Assault - Aggravated	5		4	
0262	Sexual Assault - Forcible Sodomy	0		0	
0280	Pred Criminal Sexual Assault Of A Child	5		4	
0281	Sexual Assault - With an Object	1		0	
	ROBBERY		62		59
0310	Robbery - Armed	9		9	
0320	Robbery - Criminal	3		3	
0330	Robbery - Aggravated	2		4	
0310	Robbery to Person - Armed	29		23	
0320	Robbery to Person - Criminal	18		17	
0330	Robbery to Person - Aggravated	1		3	
0325	Vehicular Hijacking	0		0	
0326	Vehicular Hijacking - Aggravated	0		0	
	AGG ASSAULT / AGG BATTERY		156		232
0410	Attempted Murder	0		0	
0410	Battery - Aggravated	48		64	
0480	Battery - Heinous	0		0	
0485	Battery to Child - Aggravated	0		3	
0488	Aggravated Domestic Battery	31		79	
0490	Ritual Mutilation	0		0	
0495	Battery to Senior Citizen - Aggravated	0		1	
0510	Assault - Aggravated	77		85	
	BURGLARY		338		295
0610	Burglary - Commercial	37		52	
0610	Burglary - Non Residential	74		88	
0625	Burglary - Residential	217		135	
0650	Home Invasion	10		20	
	THEFT (LARCENY)		1,063		1,011
0710	Theft from Motor Vehicle	2		4	
0720	Theft - Parts/Access of Motor Vehicle	33		41	
0730	Burglary - Parts/Access of Motor Vehicle	3		2	
0760	Burglary from Motor Vehicle	191		142	
0770	Vehicular Invasion (W/Intent To Commit Theft)	2		1	
0810	Theft - Over \$500	129		133	
0820	Theft - \$500 and Under	239		279	
0860	Theft - Retail	463		404	
0865	Theft - Delivery Container	0		0	
0870	Theft - Pocket Picking	0		3	
0880	Theft - Purse Snatching	1		0	
0890	Theft - From Building	0		0	
0895	Theft - Coin Operated Machine or Device	0		2	
	MOTOR VEHICLE THEFT		109		77
0910	Theft of Motor Vehicle	109		77	
	ARSON		10		10
1010	Arson - Criminal	6		3	
1025	Arson - Aggravated	3		6	
1310	Criminal Damage (By Fire Or Explosives)	1		1	
	HUMAN TRAFFICKING		0		0
1050	Commercial Sex Acts	0		0	
1055	Involuntary Servitude	0		0	
	GRAND TOTAL YEAR TO DATE		1,774		1,711

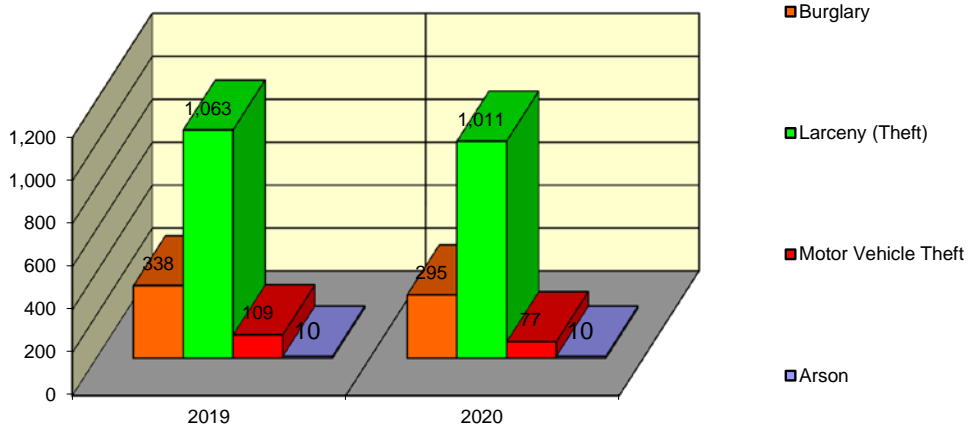
Springfield Police Department Part I Index Crimes - City Wide - Jan-Apr Com



Springfield Police Department Crimes Against Persons - City Wide - Jan-Apr Comparison



Springfield Police Department Crimes Against Property - City Wide - Jan-Apr Cc



**CITY WIDE
PART I INDEX CRIMES BY OFFENSE HEADING
YEAR-TO-DATE COMPARISON
JANUARY - APRIL**

OFFENSE HEADING	2019	2020	CHANGE
Murder	3	2	-1
Sexual Assault	33	25	-8
Robbery	62	59	-3
Agg Assault / Agg Battery	156	232	76
Burglary	338	295	-43
Theft (Larceny)	1063	1011	-52
Motor Vehicle Theft	109	77	-32
Arson	10	10	0
Human Trafficking	0	0	0
GRAND TOTAL YTD	1,774	1,711	-4%

A 4% decrease in offenses scored for all Part I Index Crimes City Wide during the months of January - April 2020.

A 25% increase in offenses scored for all Crimes Against Persons City Wide during the months of January - April 2020.

An 8% decrease in offenses scored for all Crimes Against Property City Wide during the months of January - April 2020.

CRIMES AGAINST PERSONS

OFFENSE HEADING	2019	2020
Murder	3	2
Sexual Assault	33	25
Robbery	62	59
Agg Assault / Agg Battery	156	232
Human Trafficking	0	0
TOTAL	254	318
TOTAL % CHANGE		25%

CRIMES AGAINST PROPERTY

OFFENSE HEADING	2019	2020
Burglary	338	295
Theft (Larceny)	1,063	1,011
Motor Vehicle Theft	109	77
Arson	10	10
TOTAL	1,520	1,393
TOTAL % CHANGE		-8%