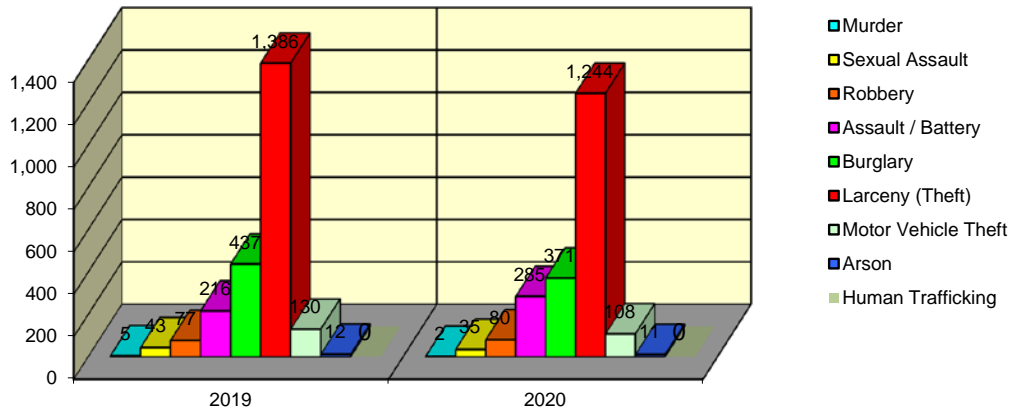


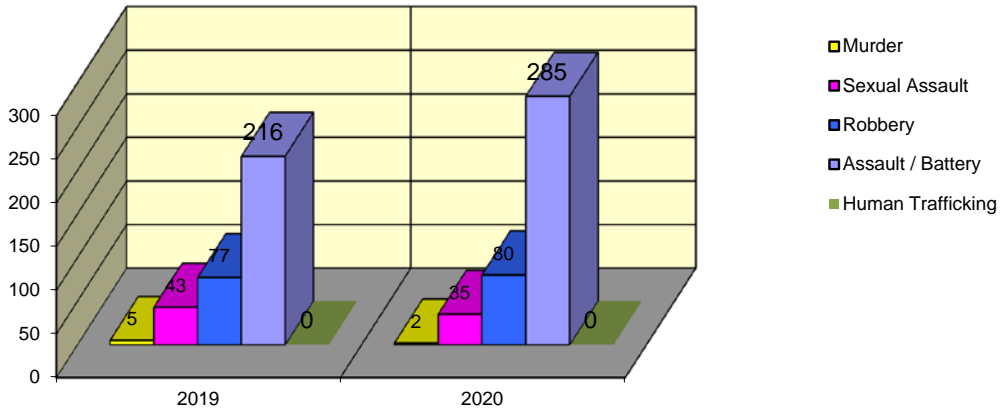
**CITY WIDE
PART I INDEX CRIMES BY OFFENSE HEADING
YEAR-TO-DATE COMPARISON
JANUARY - MAY**

UCR	OFFENSE HEADING	2019		2020	
	MURDER		5		2
0110	Homicide - First Degree	5		2	
0130	Homicide - Second Degree	0		0	
	SEXUAL ASSAULT		43		35
0260	Sexual Assault - Criminal	30		25	
0261	Sexual Assault - Aggravated	6		6	
0262	Sexual Assault - Forcible Sodomy	0		0	
0280	Pred Criminal Sexual Assault Of A Child	6		4	
0281	Sexual Assault - With an Object	1		0	
	ROBBERY		77		80
0310	Robbery - Armed	9		10	
0320	Robbery - Criminal	3		3	
0330	Robbery - Aggravated	2		4	
0310	Robbery to Person - Armed	38		32	
0320	Robbery to Person - Criminal	24		26	
0330	Robbery to Person - Aggravated	1		5	
0325	Vehicular Hijacking	0		0	
0326	Vehicular Hijacking - Aggravated	0		0	
	AGG ASSAULT / AGG BATTERY		216		285
0410	Attempted Murder	0		0	
0410	Battery - Aggravated	63		83	
0480	Battery - Heinous	0		0	
0485	Battery to Child - Aggravated	0		3	
0488	Aggravated Domestic Battery	44		92	
0490	Ritual Mutilation	0		0	
0495	Battery to Senior Citizen - Aggravated	1		1	
0510	Assault - Aggravated	108		106	
	BURGLARY		437		371
0610	Burglary - Commercial	44		71	
0610	Burglary - Non Residential	101		110	
0625	Burglary - Residential	277		166	
0650	Home Invasion	15		24	
	THEFT (LARCENY)		1,386		1,244
0710	Theft from Motor Vehicle	4		5	
0720	Theft - Parts/Access of Motor Vehicle	44		57	
0730	Burglary - Parts/Access of Motor Vehicle	3		2	
0760	Burglary from Motor Vehicle	279		183	
0770	Vehicular Invasion (W/Intent To Commit Theft)	2		2	
0810	Theft - Over \$500	166		172	
0820	Theft - \$500 and Under	311		358	
0860	Theft - Retail	574		458	
0865	Theft - Delivery Container	0		0	
0870	Theft - Pocket Picking	1		4	
0880	Theft - Purse Snatching	1		0	
0890	Theft - From Building	0		0	
0895	Theft - Coin Operated Machine or Device	1		3	
	MOTOR VEHICLE THEFT		130		108
0910	Theft of Motor Vehicle	130		108	
	ARSON		12		11
1010	Arson - Criminal	7		4	
1025	Arson - Aggravated	4		6	
1310	Criminal Damage (By Fire Or Explosives)	1		1	
	HUMAN TRAFFICKING		0		0
1050	Commercial Sex Acts	0		0	
1055	Involuntary Servitude	0		0	
	GRAND TOTAL YEAR TO DATE		2,306		2,136

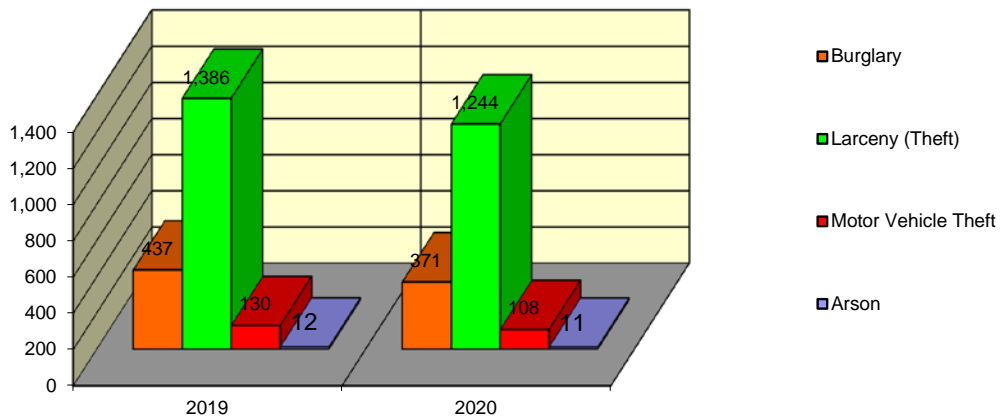
Springfield Police Department Part I Index Crimes - City Wide - Jan-May Comparison



Springfield Police Department Crimes Against Persons - City Wide - Jan-May Comparison



Springfield Police Department Crimes Against Property - City Wide - Jan-May Comparison



**CITY WIDE
PART I INDEX CRIMES BY OFFENSE HEADING
YEAR-TO-DATE COMPARISON
JANUARY - MAY**

OFFENSE HEADING	2019	2020	CHANGE
Murder	5	2	-3
Sexual Assault	43	35	-8
Robbery	77	80	3
Agg Assault / Agg Battery	216	285	69
Burglary	437	371	-66
Theft (Larceny)	1386	1244	-142
Motor Vehicle Theft	130	108	-22
Arson	12	11	-1
Human Trafficking	0	0	0
GRAND TOTAL YTD	2,306	2,136	-7%

A 7% decrease in offenses scored for all Part I Index Crimes City Wide during the months of January - May 2020.

An 18% increase in offenses scored for all Crimes Against Persons City Wide during the months of January - May 2020.

A 12% decrease in offenses scored for all Crimes Against Property City Wide during the months of January - May 2020.

CRIMES AGAINST PERSONS

OFFENSE HEADING	2019	2020
Murder	5	2
Sexual Assault	43	35
Robbery	77	80
Agg Assault / Agg Battery	216	285
Human Trafficking	0	0
TOTAL	341	402
TOTAL % CHANGE		18%

CRIMES AGAINST PROPERTY

OFFENSE HEADING	2019	2020
Burglary	437	371
Theft (Larceny)	1,386	1,244
Motor Vehicle Theft	130	108
Arson	12	11
TOTAL	1,965	1,734
TOTAL % CHANGE		-12%