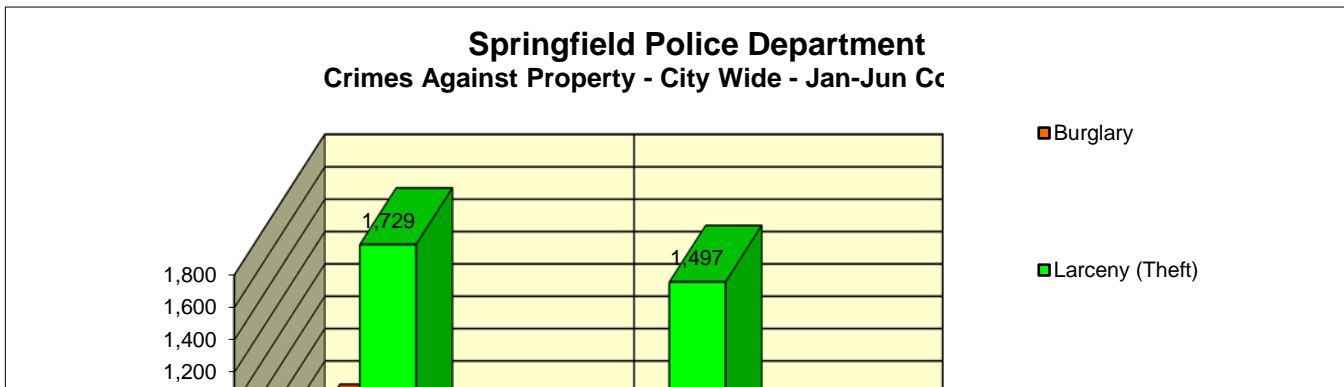
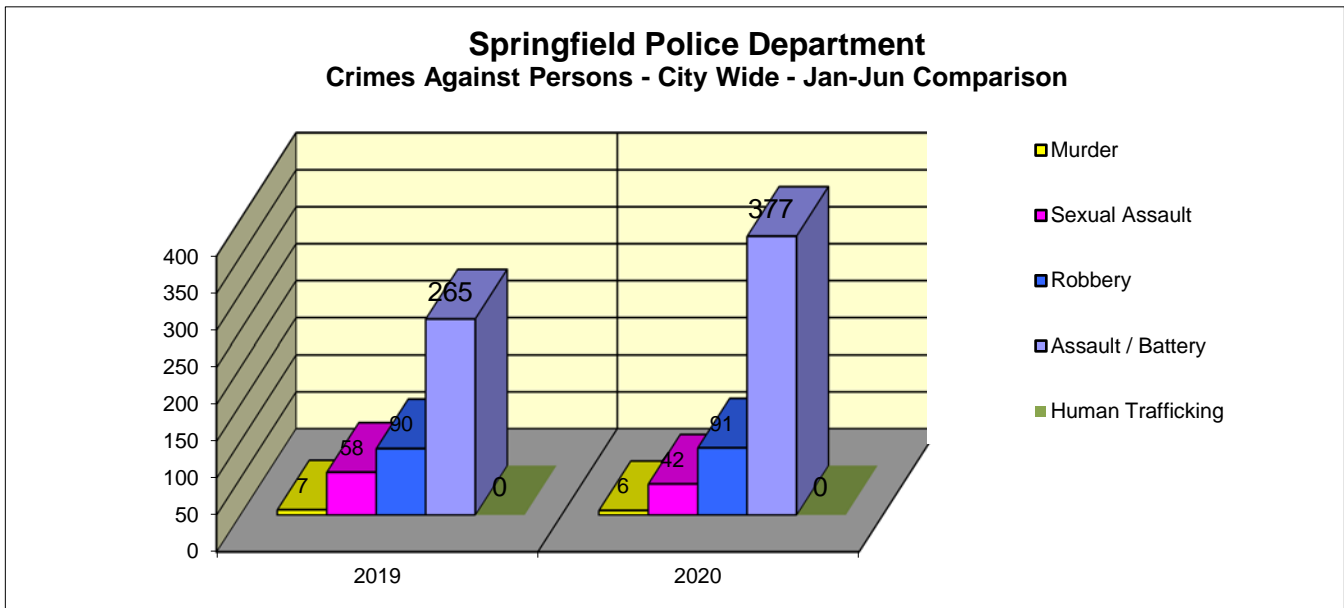
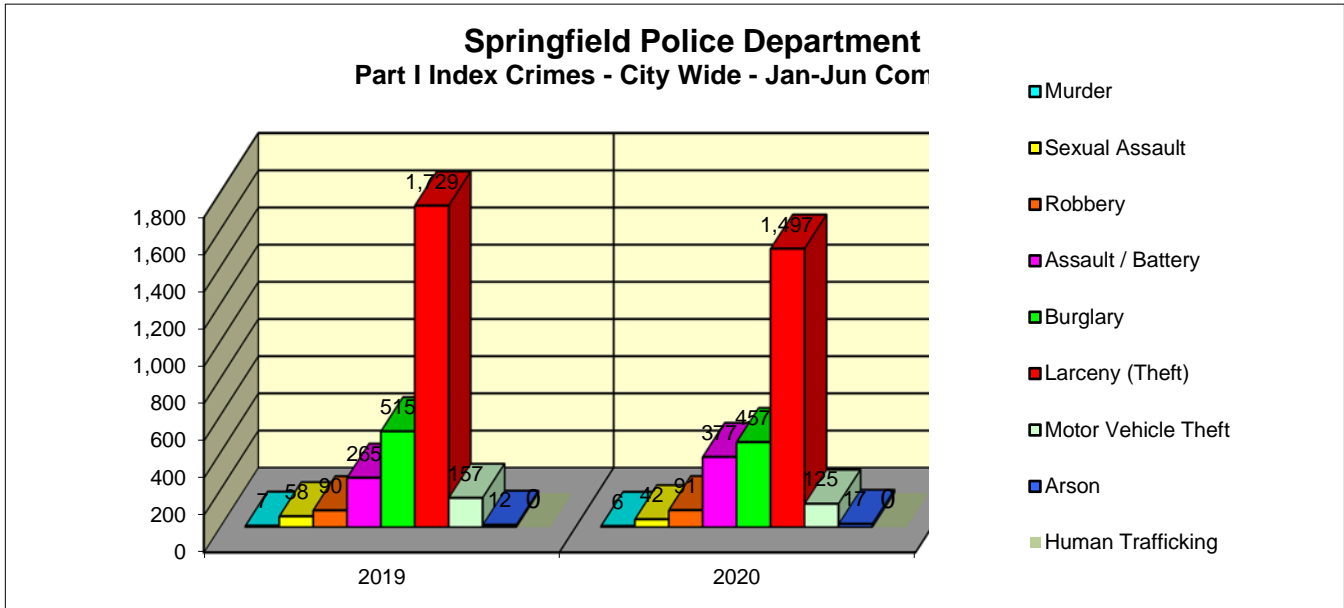
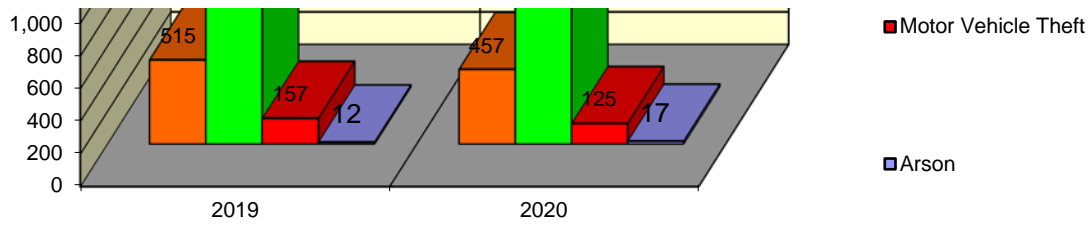


**CITY WIDE  
PART I INDEX CRIMES BY OFFENSE HEADING  
YEAR-TO-DATE COMPARISON  
JANUARY - JUNE**

UCR	OFFENSE HEADING	2019		2020	
	<b>MURDER</b>		<b>7</b>		<b>6</b>
0110	Homicide - First Degree	7		6	
0130	Homicide - Second Degree	0		0	
	<b>SEXUAL ASSAULT</b>		<b>58</b>		<b>42</b>
0260	Sexual Assault - Criminal	40		31	
0261	Sexual Assault - Aggravated	8		7	
0262	Sexual Assault - Forcible Sodomy	0		0	
0280	Pred Criminal Sexual Assault Of A Child	9		4	
0281	Sexual Assault - With an Object	1		0	
	<b>ROBBERY</b>		<b>90</b>		<b>91</b>
0310	Robbery - Armed	10		11	
0320	Robbery - Criminal	3		3	
0330	Robbery - Aggravated	3		4	
0310	Robbery to Person - Armed	43		38	
0320	Robbery to Person - Criminal	30		29	
0330	Robbery to Person - Aggravated	1		6	
0325	Vehicular Hijacking	0		0	
0326	Vehicular Hijacking - Aggravated	0		0	
	<b>AGG ASSAULT / AGG BATTERY</b>		<b>265</b>		<b>377</b>
0410	Attempted Murder	0		0	
0410	Battery - Aggravated	84		110	
0480	Battery - Heinous	0		0	
0485	Battery to Child - Aggravated	0		3	
0488	Aggravated Domestic Battery	53		119	
0490	Ritual Mutilation	0		0	
0495	Battery to Senior Citizen - Aggravated	1		1	
0510	Assault - Aggravated	127		144	
	<b>BURGLARY</b>		<b>515</b>		<b>457</b>
0610	Burglary - Commercial	53		97	
0610	Burglary - Non Residential	124		130	
0625	Burglary - Residential	319		204	
0650	Home Invasion	19		26	
	<b>THEFT (LARCENY)</b>		<b>1,729</b>		<b>1,497</b>
0710	Theft from Motor Vehicle	5		6	
0720	Theft - Parts/Access of Motor Vehicle	52		71	
0730	Burglary - Parts/Access of Motor Vehicle	3		2	
0760	Burglary from Motor Vehicle	347		238	
0770	Vehicular Invasion (W/Intent To Commit Theft)	2		2	
0810	Theft - Over \$500	209		211	
0820	Theft - \$500 and Under	407		433	
0860	Theft - Retail	701		527	
0865	Theft - Delivery Container	0		0	
0870	Theft - Pocket Picking	1		4	
0880	Theft - Purse Snatching	1		0	
0890	Theft - From Building	0		0	
0895	Theft - Coin Operated Machine or Device	1		3	
	<b>MOTOR VEHICLE THEFT</b>		<b>157</b>		<b>125</b>
0910	Theft of Motor Vehicle	157		125	
	<b>ARSON</b>		<b>12</b>		<b>17</b>

1010	Arson - Criminal	7		10	
1025	Arson - Aggravated	4		6	
1310	Criminal Damage (By Fire Or Explosives)	1		1	
<b>HUMAN TRAFFICKING</b>				<b>0</b>	<b>0</b>
1050	Commercial Sex Acts	0		0	
1055	Involuntary Servitude	0		0	
<b>GRAND TOTAL YEAR TO DATE</b>				<b>2,833</b>	<b>2,612</b>





Release Date: 08-26-20

**CITY WIDE  
PART I INDEX CRIMES BY OFFENSE HEADING  
YEAR-TO-DATE COMPARISON  
JANUARY - JUNE**

OFFENSE HEADING	2019	2020	CHANGE
Murder	7	6	-1
Sexual Assault	58	42	-16
Robbery	90	91	1
Agg Assault / Agg Battery	265	377	112
Burglary	515	457	-58
Theft (Larceny)	1729	1497	-232
Motor Vehicle Theft	157	125	-32
Arson	12	17	5
Human Trafficking	0	0	0
<b>GRAND TOTAL YTD</b>	<b>2,833</b>	<b>2,612</b>	<b>-8%</b>

An 8% decrease in offenses scored for all Part I Index Crimes City Wide during the months of January - June 2020.

A 23% increase in offenses scored for all Crimes Against Persons City Wide during the months of January - June 2020.

A 13% decrease in offenses scored for all Crimes Against Property City Wide during the months of January - June 2020.

**CRIMES AGAINST PERSONS**

OFFENSE HEADING	2019	2020
Murder	7	6
Sexual Assault	58	42
Robbery	90	91
Agg Assault / Agg Battery	265	377
Human Trafficking	0	0
<b>TOTAL</b>	<b>420</b>	<b>516</b>
<b>TOTAL % CHANGE</b>		<b>23%</b>

## CRIMES AGAINST PROPERTY

OFFENSE HEADING	2019	2020
Burglary	515	457
Theft (Larceny)	1,729	1,497
Motor Vehicle Theft	157	125
Arson	12	17
<b>TOTAL</b>	<b>2,413</b>	<b>2,096</b>
<b>TOTAL % CHANGE</b>		<b>-13%</b>

Release Date: 08-26-20