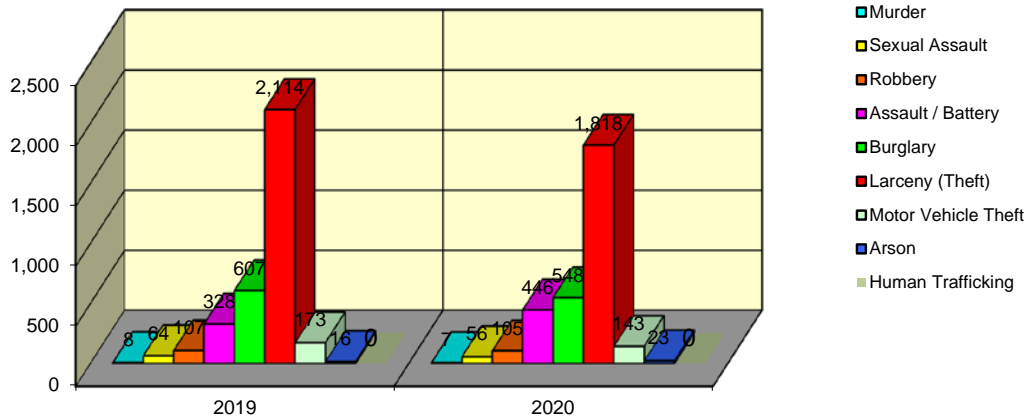


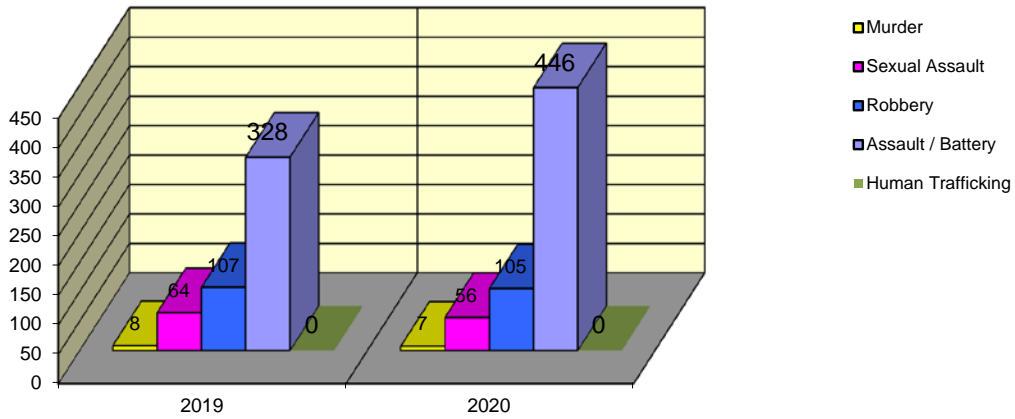
**CITY WIDE  
PART I INDEX CRIMES BY OFFENSE HEADING  
YEAR-TO-DATE COMPARISON  
JANUARY - JULY**

UCR	OFFENSE HEADING	2019		2020	
	<b>MURDER</b>		<b>8</b>		<b>7</b>
0110	Homicide - First Degree	8		7	
0130	Homicide - Second Degree	0		0	
	<b>SEXUAL ASSAULT</b>		<b>64</b>		<b>56</b>
0260	Sexual Assault - Criminal	44		42	
0261	Sexual Assault - Aggravated	10		7	
0262	Sexual Assault - Forcible Sodomy	0		0	
0280	Pred Criminal Sexual Assault Of A Child	9		7	
0281	Sexual Assault - With an Object	1		0	
	<b>ROBBERY</b>		<b>107</b>		<b>105</b>
0310	Robbery - Armed	10		13	
0320	Robbery - Criminal	3		3	
0330	Robbery - Aggravated	4		5	
0310	Robbery to Person - Armed	53		41	
0320	Robbery to Person - Criminal	36		37	
0330	Robbery to Person - Aggravated	1		6	
0325	Vehicular Hijacking	0		0	
0326	Vehicular Hijacking - Aggravated	0		0	
	<b>AGG ASSAULT / AGG BATTERY</b>		<b>328</b>		<b>446</b>
0410	Attempted Murder	0		0	
0410	Battery - Aggravated	110		129	
0480	Battery - Heinous	0		0	
0485	Battery to Child - Aggravated	0		3	
0488	Aggravated Domestic Battery	68		140	
0490	Ritual Mutilation	0		0	
0495	Battery to Senior Citizen - Aggravated	2		1	
0510	Assault - Aggravated	148		173	
	<b>BURGLARY</b>		<b>607</b>		<b>548</b>
0610	Burglary - Commercial	65		111	
0610	Burglary - Non Residential	149		162	
0625	Burglary - Residential	369		245	
0650	Home Invasion	24		30	
	<b>THEFT (LARCENY)</b>		<b>2,114</b>		<b>1,818</b>
0710	Theft from Motor Vehicle	7		6	
0720	Theft - Parts/Access of Motor Vehicle	61		79	
0730	Burglary - Parts/Access of Motor Vehicle	3		2	
0760	Burglary from Motor Vehicle	430		318	
0770	Vehicular Invasion (W/Intent To Commit Theft)	2		3	
0810	Theft - Over \$500	246		257	
0820	Theft - \$500 and Under	514		530	
0860	Theft - Retail	848		615	
0865	Theft - Delivery Container	0		0	
0870	Theft - Pocket Picking	1		4	
0880	Theft - Purse Snatching	1		1	
0890	Theft - From Building	0		0	
0895	Theft - Coin Operated Machine or Device	1		3	
	<b>MOTOR VEHICLE THEFT</b>		<b>173</b>		<b>143</b>
0910	Theft of Motor Vehicle	173		143	
	<b>ARSON</b>		<b>16</b>		<b>23</b>
1010	Arson - Criminal	7		15	
1025	Arson - Aggravated	4		6	
1310	Criminal Damage (By Fire Or Explosives)	5		2	
	<b>HUMAN TRAFFICKING</b>		<b>0</b>		<b>0</b>
1050	Commercial Sex Acts	0		0	
1055	Involuntary Servitude	0		0	
	<b>GRAND TOTAL YEAR TO DATE</b>		<b>3,417</b>		<b>3,146</b>

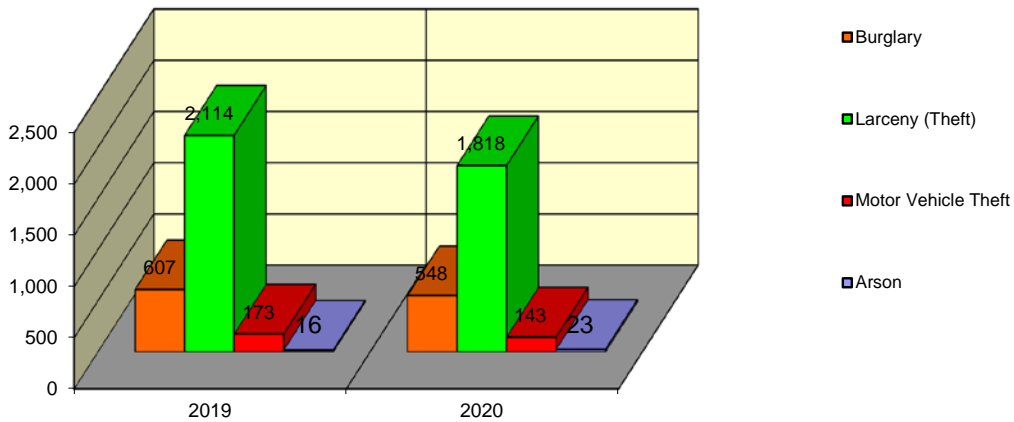
### Springfield Police Department Part I Index Crimes - City Wide - Jan-Jul Comparison



### Springfield Police Department Crimes Against Persons - City Wide - Jan-Jul Comparison



### Springfield Police Department Crimes Against Property - City Wide - Jan-Jul Comparison



**CITY WIDE  
PART I INDEX CRIMES BY OFFENSE HEADING  
YEAR-TO-DATE COMPARISON  
JANUARY - JULY**

OFFENSE HEADING	2019	2020	CHANGE
Murder	8	7	-1
Sexual Assault	64	56	-8
Robbery	107	105	-2
Agg Assault / Agg Battery	328	446	118
Burglary	607	548	-59
Theft (Larceny)	2114	1818	-296
Motor Vehicle Theft	173	143	-30
Arson	16	23	7
Human Trafficking	0	0	0
<b>GRAND TOTAL YTD</b>	<b>3,417</b>	<b>3,146</b>	<b>-8%</b>

An 8% decrease in offenses scored for all Part I Index Crimes City Wide during the months of January - July 2020.

A 21% increase in offenses scored for all Crimes Against Persons City Wide during the months of January - July 2020.

A 13% decrease in offenses scored for all Crimes Against Property City Wide during the months of January - July 2020.

**CRIMES AGAINST PERSONS**

OFFENSE HEADING	2019	2020
Murder	8	7
Sexual Assault	64	56
Robbery	107	105
Agg Assault / Agg Battery	328	446
Human Trafficking	0	0
<b>TOTAL</b>	<b>507</b>	<b>614</b>
<b>TOTAL % CHANGE</b>		<b>21%</b>

**CRIMES AGAINST PROPERTY**

OFFENSE HEADING	2019	2020
Burglary	607	548
Theft (Larceny)	2,114	1,818
Motor Vehicle Theft	173	143
Arson	16	23
<b>TOTAL</b>	<b>2,910</b>	<b>2,532</b>
<b>TOTAL % CHANGE</b>		<b>-13%</b>