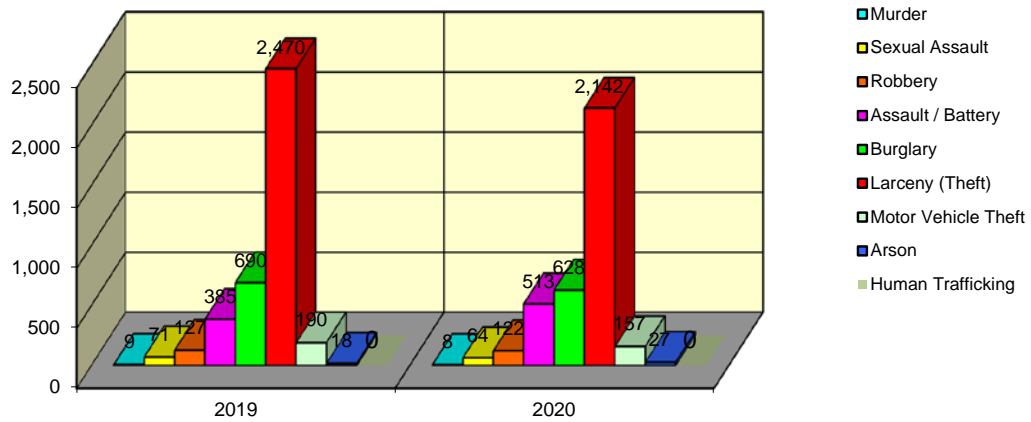


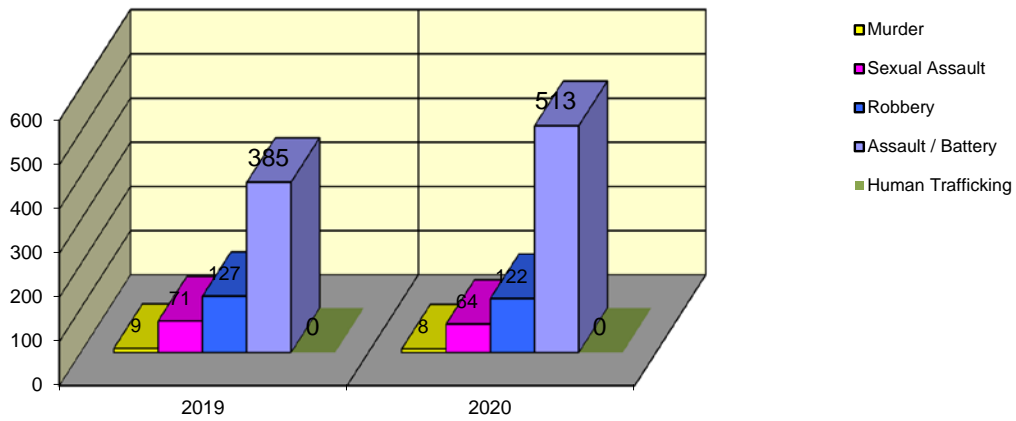
**CITY WIDE
PART I INDEX CRIMES BY OFFENSE HEADING
YEAR-TO-DATE COMPARISON
JANUARY - AUGUST**

UCR	OFFENSE HEADING	2019		2020	
	MURDER		9		8
0110	Homicide - First Degree	9		8	
0130	Homicide - Second Degree	0		0	
	SEXUAL ASSAULT		71		64
0260	Sexual Assault - Criminal	48		48	
0261	Sexual Assault - Aggravated	12		8	
0262	Sexual Assault - Forcible Sodomy	0		0	
0280	Pred Criminal Sexual Assault Of A Child	10		8	
0281	Sexual Assault - With an Object	1		0	
	ROBBERY		127		122
0310	Robbery - Armed	11		15	
0320	Robbery - Criminal	4		6	
0330	Robbery - Aggravated	4		5	
0310	Robbery to Person - Armed	64		49	
0320	Robbery to Person - Criminal	40		38	
0330	Robbery to Person - Aggravated	4		6	
0325	Vehicular Hijacking	0		1	
0326	Vehicular Hijacking - Aggravated	0		2	
	AGG ASSAULT / AGG BATTERY		385		513
0410	Attempted Murder	0		0	
0410	Battery - Aggravated	136		152	
0480	Battery - Heinous	0		0	
0485	Battery to Child - Aggravated	0		3	
0488	Aggravated Domestic Battery	78		154	
0490	Ritual Mutilation	0		0	
0495	Battery to Senior Citizen - Aggravated	2		1	
0510	Assault - Aggravated	169		203	
	BURGLARY		690		628
0610	Burglary - Commercial	70		123	
0610	Burglary - Non Residential	167		183	
0625	Burglary - Residential	425		291	
0650	Home Invasion	28		31	
	THEFT (LARCENY)		2,470		2,142
0710	Theft from Motor Vehicle	11		8	
0720	Theft - Parts/Access of Motor Vehicle	67		92	
0730	Burglary - Parts/Access of Motor Vehicle	5		3	
0760	Burglary from Motor Vehicle	526		388	
0770	Vehicular Invasion (W/Intent To Commit Theft)	3		3	
0810	Theft - Over \$500	279		311	
0820	Theft - \$500 and Under	595		625	
0860	Theft - Retail	979		704	
0865	Theft - Delivery Container	0		0	
0870	Theft - Pocket Picking	1		4	
0880	Theft - Purse Snatching	1		1	
0890	Theft - From Building	0		0	
0895	Theft - Coin Operated Machine or Device	3		3	
	MOTOR VEHICLE THEFT		190		157
0910	Theft of Motor Vehicle	190		157	
	ARSON		18		27
1010	Arson - Criminal	7		16	
1025	Arson - Aggravated	5		6	
1310	Criminal Damage (By Fire Or Explosives)	6		5	
	HUMAN TRAFFICKING		0		0
1050	Commercial Sex Acts	0		0	
1055	Involuntary Servitude	0		0	
	GRAND TOTAL YEAR TO DATE		3,960		3,661

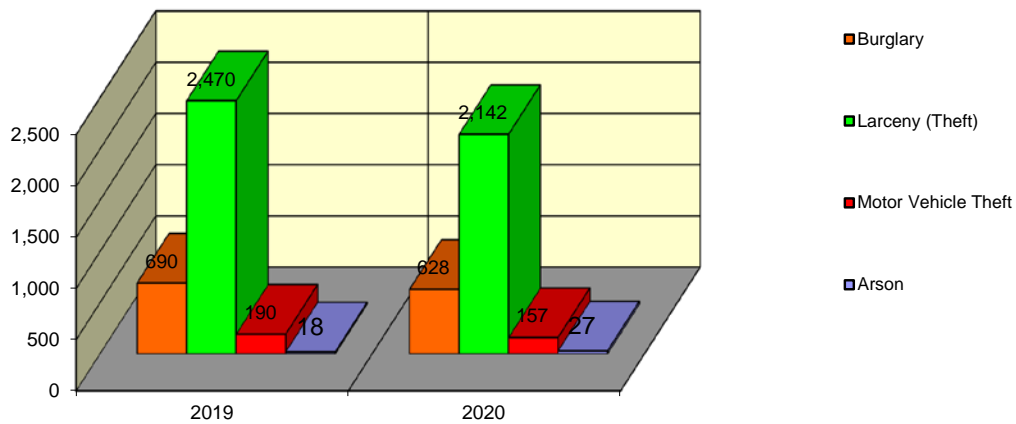
Springfield Police Department Part I Index Crimes - City Wide - Jan-Aug Comparison



Springfield Police Department Crimes Against Persons - City Wide - Jan-Aug Comparison



Springfield Police Department Crimes Against Property - City Wide - Jan-Aug Comparison



**CITY WIDE
PART I INDEX CRIMES BY OFFENSE HEADING
YEAR-TO-DATE COMPARISON
JANUARY - AUGUST**

OFFENSE HEADING	2019	2020	CHANGE
Murder	9	8	-1
Sexual Assault	71	64	-7
Robbery	127	122	-5
Agg Assault / Agg Battery	385	513	128
Burglary	690	628	-62
Theft (Larceny)	2470	2142	-328
Motor Vehicle Theft	190	157	-33
Arson	18	27	9
Human Trafficking	0	0	0
GRAND TOTAL YTD	3,960	3,661	-8%

An 8% decrease in offenses scored for all Part I Index Crimes City Wide during the months of January - August 2020.

A 19% increase in offenses scored for all Crimes Against Persons City Wide during the months of January - August 2020.

A 12% decrease in offenses scored for all Crimes Against Property City Wide during the months of January - August 2020.

CRIMES AGAINST PERSONS

OFFENSE HEADING	2019	2020
Murder	9	8
Sexual Assault	71	64
Robbery	127	122
Agg Assault / Agg Battery	385	513
Human Trafficking	0	0
TOTAL	592	707
TOTAL % CHANGE		19%

CRIMES AGAINST PROPERTY

OFFENSE HEADING	2019	2020
Burglary	690	628
Theft (Larceny)	2,470	2,142
Motor Vehicle Theft	190	157
Arson	18	27
TOTAL	3,368	2,954
TOTAL % CHANGE		-12%