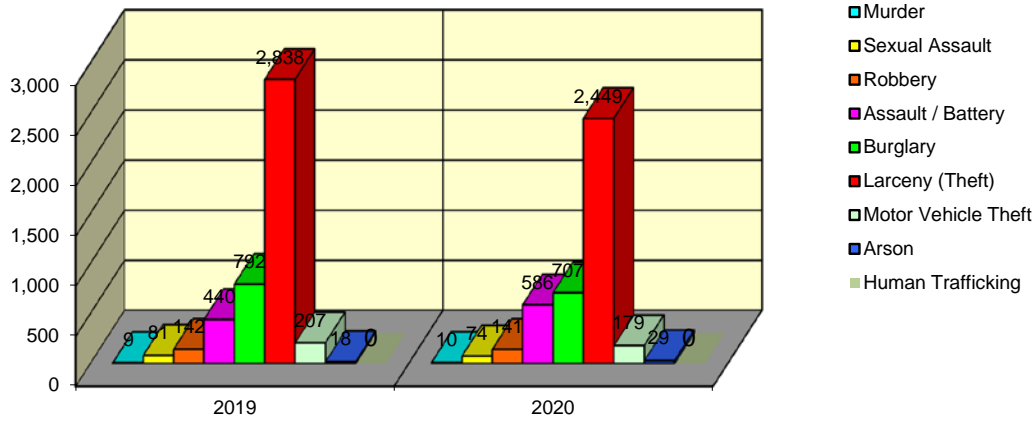


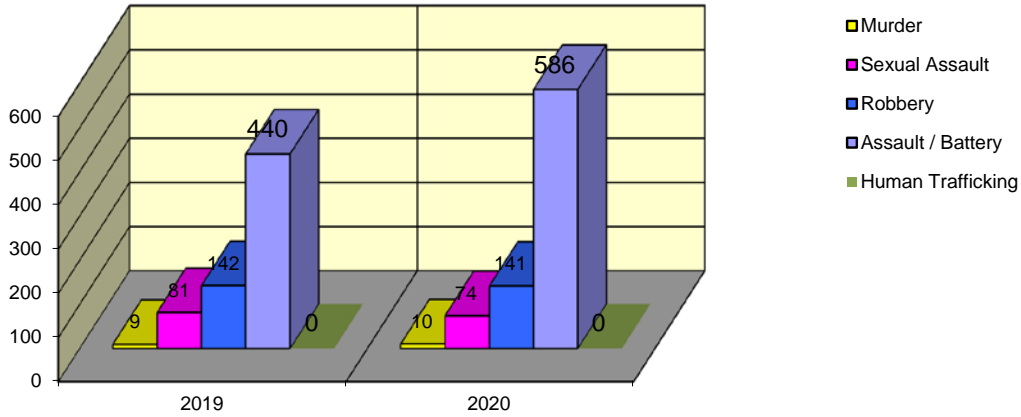
**CITY WIDE
PART I INDEX CRIMES BY OFFENSE HEADING
YEAR-TO-DATE COMPARISON
JANUARY - SEPTEMBER**

UCR	OFFENSE HEADING	2019		2020	
	MURDER		9		10
0110	Homicide - First Degree	9		10	
0130	Homicide - Second Degree	0		0	
	SEXUAL ASSAULT		81		74
0260	Sexual Assault - Criminal	56		55	
0261	Sexual Assault - Aggravated	13		9	
0262	Sexual Assault - Forcible Sodomy	0		0	
0280	Pred Criminal Sexual Assault Of A Child	11		10	
0281	Sexual Assault - With an Object	1		0	
	ROBBERY		142		141
0310	Robbery - Armed	19		19	
0320	Robbery - Criminal	9		7	
0330	Robbery - Aggravated	4		6	
0310	Robbery to Person - Armed	64		54	
0320	Robbery to Person - Criminal	40		46	
0330	Robbery to Person - Aggravated	5		6	
0325	Vehicular Hijacking	1		1	
0326	Vehicular Hijacking - Aggravated	0		2	
	AGG ASSAULT / AGG BATTERY		440		586
0410	Attempted Murder	0		0	
0410	Battery - Aggravated	157		175	
0480	Battery - Heinous	0		0	
0485	Battery to Child - Aggravated	0		3	
0488	Aggravated Domestic Battery	94		176	
0490	Ritual Mutilation	0		0	
0495	Battery to Senior Citizen - Aggravated	2		1	
0510	Assault - Aggravated	187		231	
	BURGLARY		792		707
0610	Burglary - Commercial	77		131	
0610	Burglary - Non Residential	193		197	
0625	Burglary - Residential	489		348	
0650	Home Invasion	33		31	
	THEFT (LARCENY)		2,838		2,449
0710	Theft from Motor Vehicle	13		9	
0720	Theft - Parts/Access of Motor Vehicle	71		98	
0730	Burglary - Parts/Access of Motor Vehicle	5		3	
0760	Burglary from Motor Vehicle	628		460	
0770	Vehicular Invasion (W/Intent To Commit Theft)	3		3	
0810	Theft - Over \$500	317		358	
0820	Theft - \$500 and Under	686		714	
0860	Theft - Retail	1,109		796	
0865	Theft - Delivery Container	0		0	
0870	Theft - Pocket Picking	1		4	
0880	Theft - Purse Snatching	1		1	
0890	Theft - From Building	0		0	
0895	Theft - Coin Operated Machine or Device	4		3	
	MOTOR VEHICLE THEFT		207		179
0910	Theft of Motor Vehicle	207		179	
	ARSON		18		29
1010	Arson - Criminal	7		17	
1025	Arson - Aggravated	5		6	
1310	Criminal Damage (By Fire Or Explosives)	6		6	
	HUMAN TRAFFICKING		0		0
1050	Commercial Sex Acts	0		0	
1055	Involuntary Servitude	0		0	
	GRAND TOTAL YEAR TO DATE		4,527		4,175

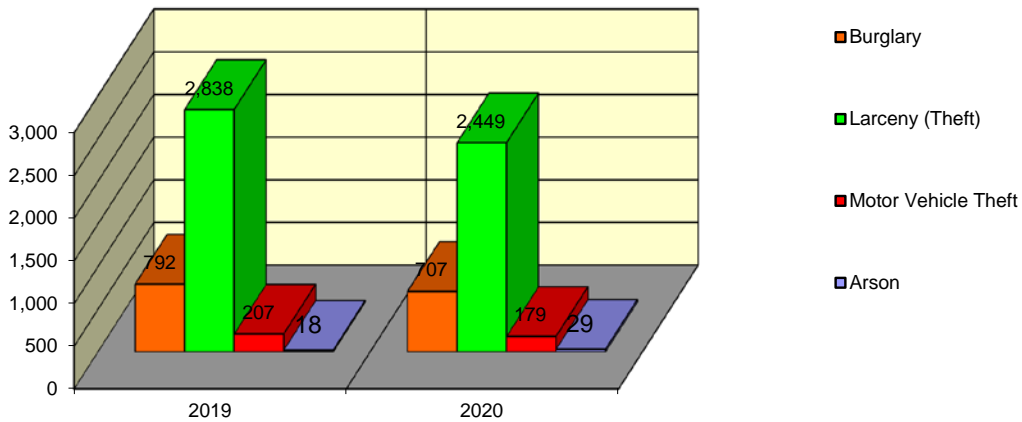
Springfield Police Department Part I Index Crimes - City Wide - Jan-Sep Comparison



Springfield Police Department Crimes Against Persons - City Wide - Jan-Sep Comparison



Springfield Police Department Crimes Against Property - City Wide - Jan-Sep Comparison



**CITY WIDE
PART I INDEX CRIMES BY OFFENSE HEADING
YEAR-TO-DATE COMPARISON
JANUARY - SEPTEMBER**

OFFENSE HEADING	2019	2020	CHANGE
Murder	9	10	1
Sexual Assault	81	74	-7
Robbery	142	141	-1
Agg Assault / Agg Battery	440	586	146
Burglary	792	707	-85
Theft (Larceny)	2838	2449	-389
Motor Vehicle Theft	207	179	-28
Arson	18	29	11
Human Trafficking	0	0	0
GRAND TOTAL YTD	4,527	4,175	-8%

An 8% decrease in offenses scored for all Part I Index Crimes City Wide during the months of January - September 2020.

A 21% increase in offenses scored for all Crimes Against Persons City Wide during the months of January - September 2020.

A 13% decrease in offenses scored for all Crimes Against Property City Wide during the months of January - September 2020.

CRIMES AGAINST PERSONS

OFFENSE HEADING	2019	2020
Murder	9	10
Sexual Assault	81	74
Robbery	142	141
Agg Assault / Agg Battery	440	586
Human Trafficking	0	0
TOTAL	672	811
TOTAL % CHANGE		21%

CRIMES AGAINST PROPERTY

OFFENSE HEADING	2019	2020
Burglary	792	707
Theft (Larceny)	2,838	2,449
Motor Vehicle Theft	207	179
Arson	18	29
TOTAL	3,855	3,364
TOTAL % CHANGE		-13%