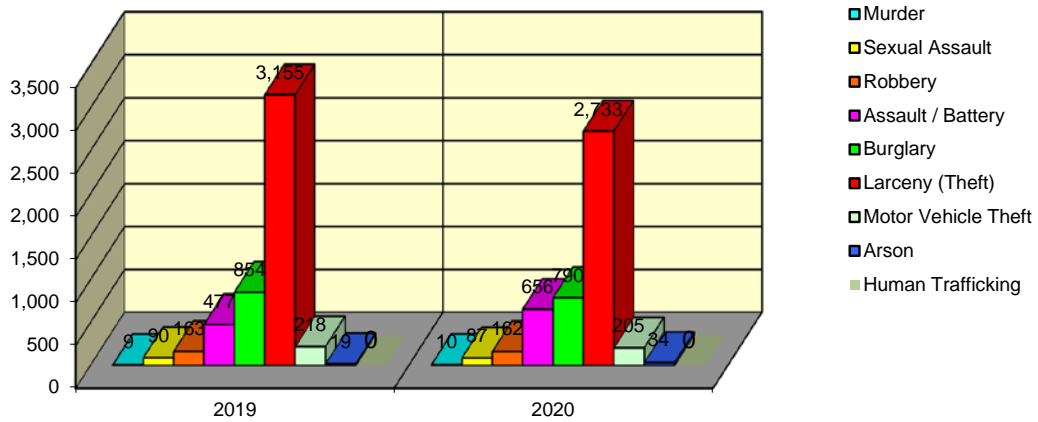


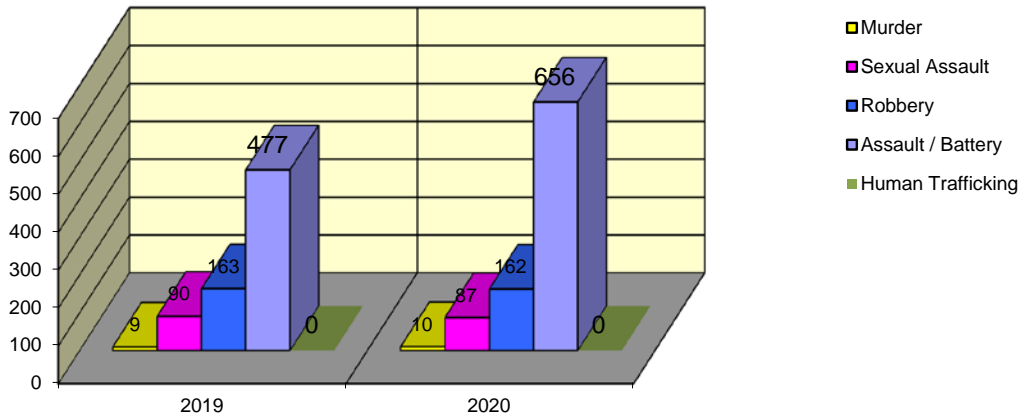
**CITY WIDE  
PART I INDEX CRIMES BY OFFENSE HEADING  
YEAR-TO-DATE COMPARISON  
JANUARY - OCTOBER**

UCR	OFFENSE HEADING	2019		2020	
	<b>MURDER</b>		<b>9</b>		<b>10</b>
0110	Homicide - First Degree	9		10	
0130	Homicide - Second Degree	0		0	
	<b>SEXUAL ASSAULT</b>		<b>90</b>		<b>87</b>
0260	Sexual Assault - Criminal	61		67	
0261	Sexual Assault - Aggravated	16		10	
0262	Sexual Assault - Forcible Sodomy	0		0	
0280	Pred Criminal Sexual Assault Of A Child	12		10	
0281	Sexual Assault - With an Object	1		0	
	<b>ROBBERY</b>		<b>163</b>		<b>162</b>
0310	Robbery - Armed	21		24	
0320	Robbery - Criminal	10		8	
0330	Robbery - Aggravated	5		6	
0310	Robbery to Person - Armed	75		62	
0320	Robbery to Person - Criminal	46		52	
0330	Robbery to Person - Aggravated	5		7	
0325	Vehicular Hijacking	1		1	
0326	Vehicular Hijacking - Aggravated	0		2	
	<b>AGG ASSAULT / AGG BATTERY</b>		<b>477</b>		<b>656</b>
0410	Attempted Murder	0		0	
0410	Battery - Aggravated	170		202	
0480	Battery - Heinous	0		0	
0485	Battery to Child - Aggravated	0		4	
0488	Aggravated Domestic Battery	103		199	
0490	Ritual Mutilation	0		0	
0495	Battery to Senior Citizen - Aggravated	3		1	
0510	Assault - Aggravated	201		250	
	<b>BURGLARY</b>		<b>854</b>		<b>790</b>
0610	Burglary - Commercial	88		140	
0610	Burglary - Non Residential	211		227	
0625	Burglary - Residential	520		387	
0650	Home Invasion	35		36	
	<b>THEFT (LARCENY)</b>		<b>3,155</b>		<b>2,733</b>
0710	Theft from Motor Vehicle	17		10	
0720	Theft - Parts/Access of Motor Vehicle	79		111	
0730	Burglary - Parts/Access of Motor Vehicle	6		3	
0760	Burglary from Motor Vehicle	679		516	
0770	Vehicular Invasion (W/Intent To Commit Theft)	3		4	
0810	Theft - Over \$500	363		382	
0820	Theft - \$500 and Under	755		806	
0860	Theft - Retail	1,247		892	
0865	Theft - Delivery Container	0		0	
0870	Theft - Pocket Picking	1		4	
0880	Theft - Purse Snatching	1		1	
0890	Theft - From Building	0		0	
0895	Theft - Coin Operated Machine or Device	4		4	
	<b>MOTOR VEHICLE THEFT</b>		<b>218</b>		<b>205</b>
0910	Theft of Motor Vehicle	218		205	
	<b>ARSON</b>		<b>19</b>		<b>34</b>
1010	Arson - Criminal	7		18	
1025	Arson - Aggravated	5		8	
1310	Criminal Damage (By Fire Or Explosives)	7		8	
	<b>HUMAN TRAFFICKING</b>		<b>0</b>		<b>0</b>
1050	Commercial Sex Acts	0		0	
1055	Involuntary Servitude	0		0	
	<b>GRAND TOTAL YEAR TO DATE</b>		<b>4,985</b>		<b>4,677</b>

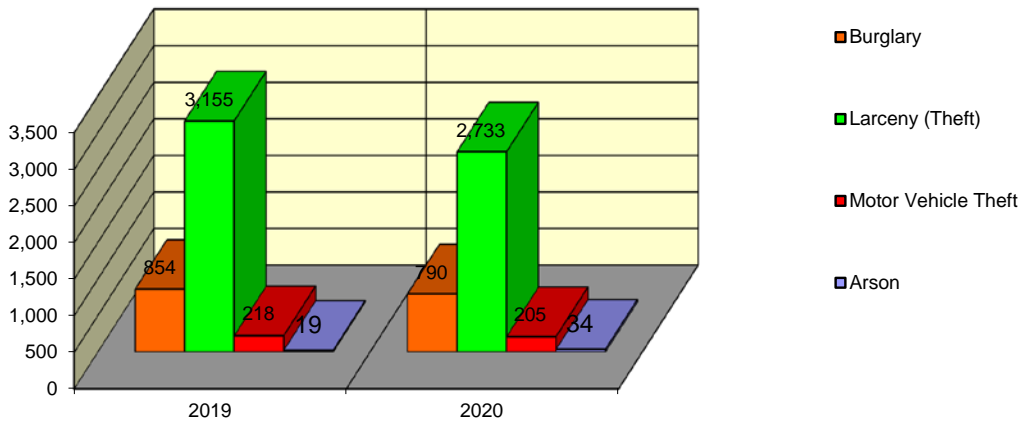
### Springfield Police Department Part I Index Crimes - City Wide - Jan-Oct Comparison



### Springfield Police Department Crimes Against Persons - City Wide - Jan-Oct Comparison



### Springfield Police Department Crimes Against Property - City Wide - Jan-Oct Comparison



**CITY WIDE  
PART I INDEX CRIMES BY OFFENSE HEADING  
YEAR-TO-DATE COMPARISON  
JANUARY - OCTOBER**

OFFENSE HEADING	2019	2020	CHANGE
Murder	9	10	1
Sexual Assault	90	87	-3
Robbery	163	162	-1
Agg Assault / Agg Battery	477	656	179
Burglary	854	790	-64
Theft (Larceny)	3155	2733	-422
Motor Vehicle Theft	218	205	-13
Arson	19	34	15
Human Trafficking	0	0	0
<b>GRAND TOTAL YTD</b>	<b>4,985</b>	<b>4,677</b>	<b>-6%</b>

A 6% decrease in offenses scored for all Part I Index Crimes City Wide during the months of January - October 2020.

A 24% increase in offenses scored for all Crimes Against Persons City Wide during the months of January - October 2020.

An 11% decrease in offenses scored for all Crimes Against Property City Wide during the months of January - October 2020.

**CRIMES AGAINST PERSONS**

OFFENSE HEADING	2019	2020
Murder	9	10
Sexual Assault	90	87
Robbery	163	162
Agg Assault / Agg Battery	477	656
Human Trafficking	0	0
<b>TOTAL</b>	<b>739</b>	<b>915</b>
<b>TOTAL % CHANGE</b>		<b>24%</b>

**CRIMES AGAINST PROPERTY**

OFFENSE HEADING	2019	2020
Burglary	854	790
Theft (Larceny)	3,155	2,733
Motor Vehicle Theft	218	205
Arson	19	34
<b>TOTAL</b>	<b>4,246</b>	<b>3,762</b>
<b>TOTAL % CHANGE</b>		<b>-11%</b>