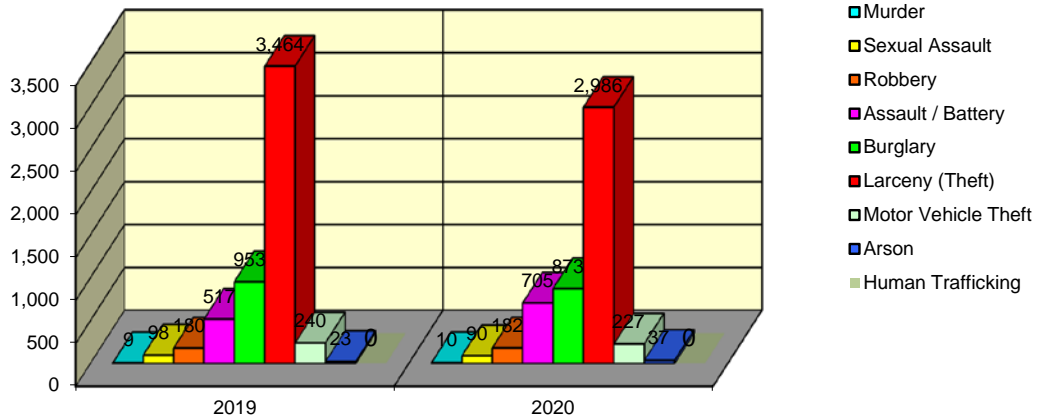


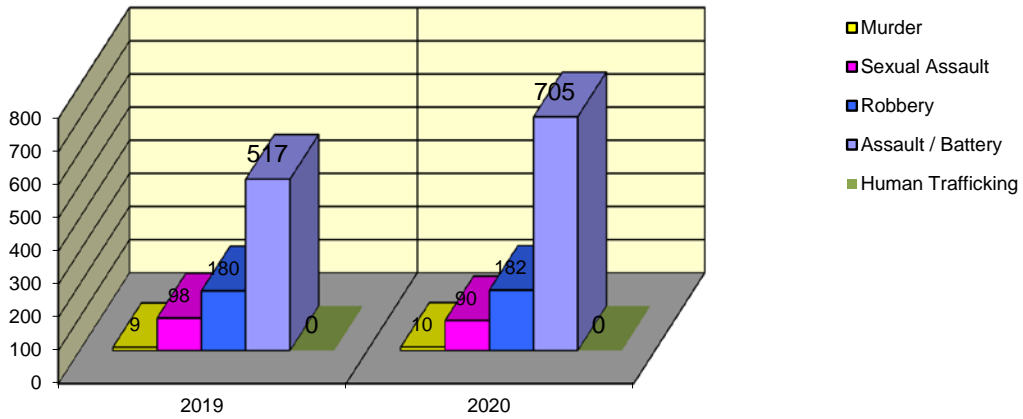
**CITY WIDE  
PART I INDEX CRIMES BY OFFENSE HEADING  
YEAR-TO-DATE COMPARISON  
JANUARY - NOVEMBER**

UCR	OFFENSE HEADING	2019		2020	
	<b>MURDER</b>		<b>9</b>		<b>10</b>
0110	Homicide - First Degree	9		10	
0130	Homicide - Second Degree	0		0	
	<b>SEXUAL ASSAULT</b>		<b>98</b>		<b>90</b>
0260	Sexual Assault - Criminal	67		70	
0261	Sexual Assault - Aggravated	18		10	
0262	Sexual Assault - Forcible Sodomy	0		0	
0280	Pred Criminal Sexual Assault Of A Child	12		10	
0281	Sexual Assault - With an Object	1		0	
	<b>ROBBERY</b>		<b>180</b>		<b>182</b>
0310	Robbery - Armed	25		29	
0320	Robbery - Criminal	10		8	
0330	Robbery - Aggravated	7		6	
0310	Robbery to Person - Armed	80		70	
0320	Robbery to Person - Criminal	52		58	
0330	Robbery to Person - Aggravated	5		8	
0325	Vehicular Hijacking	1		1	
0326	Vehicular Hijacking - Aggravated	0		2	
	<b>AGG ASSAULT / AGG BATTERY</b>		<b>517</b>		<b>705</b>
0410	Attempted Murder	0		0	
0410	Battery - Aggravated	184		221	
0480	Battery - Heinous	0		0	
0485	Battery to Child - Aggravated	1		4	
0488	Aggravated Domestic Battery	114		210	
0490	Ritual Mutilation	0		0	
0495	Battery to Senior Citizen - Aggravated	3		2	
0510	Assault - Aggravated	215		268	
	<b>BURGLARY</b>		<b>953</b>		<b>873</b>
0610	Burglary - Commercial	101		154	
0610	Burglary - Non Residential	242		248	
0625	Burglary - Residential	571		434	
0650	Home Invasion	39		37	
	<b>THEFT (LARCENY)</b>		<b>3,464</b>		<b>2,986</b>
0710	Theft from Motor Vehicle	17		11	
0720	Theft - Parts/Access of Motor Vehicle	82		124	
0730	Burglary - Parts/Access of Motor Vehicle	7		3	
0760	Burglary from Motor Vehicle	731		570	
0770	Vehicular Invasion (W/Intent To Commit Theft)	3		4	
0810	Theft - Over \$500	397		415	
0820	Theft - \$500 and Under	828		864	
0860	Theft - Retail	1,393		986	
0865	Theft - Delivery Container	0		0	
0870	Theft - Pocket Picking	1		4	
0880	Theft - Purse Snatching	1		1	
0890	Theft - From Building	0		0	
0895	Theft - Coin Operated Machine or Device	4		4	
	<b>MOTOR VEHICLE THEFT</b>		<b>240</b>		<b>227</b>
0910	Theft of Motor Vehicle	240		227	
	<b>ARSON</b>		<b>23</b>		<b>37</b>
1010	Arson - Criminal	11		21	
1025	Arson - Aggravated	5		8	
1310	Criminal Damage (By Fire Or Explosives)	7		8	
	<b>HUMAN TRAFFICKING</b>		<b>0</b>		<b>0</b>
1050	Commercial Sex Acts	0		0	
1055	Involuntary Servitude	0		0	
	<b>GRAND TOTAL YEAR TO DATE</b>		<b>5,484</b>		<b>5,110</b>

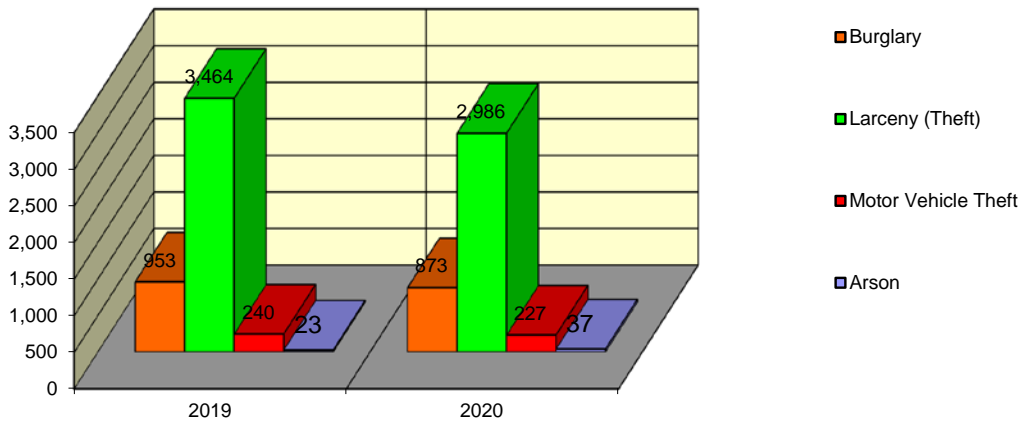
### Springfield Police Department Part I Index Crimes - City Wide - Jan-Nov Comparison



### Springfield Police Department Crimes Against Persons - City Wide - Jan-Nov Comparison



### Springfield Police Department Crimes Against Property - City Wide - Jan-Nov Comparison



**CITY WIDE  
PART I INDEX CRIMES BY OFFENSE HEADING  
YEAR-TO-DATE COMPARISON  
JANUARY - NOVEMBER**

OFFENSE HEADING	2019	2020	CHANGE
Murder	9	10	1
Sexual Assault	98	90	-8
Robbery	180	182	2
Agg Assault / Agg Battery	517	705	188
Burglary	953	873	-80
Theft (Larceny)	3464	2986	-478
Motor Vehicle Theft	240	227	-13
Arson	23	37	14
Human Trafficking	0	0	0
<b>GRAND TOTAL YTD</b>	<b>5,484</b>	<b>5,110</b>	<b>-7%</b>

A 7% decrease in offenses scored for all Part I Index Crimes City Wide during the months of January - November 2020.

A 23% increase in offenses scored for all Crimes Against Persons City Wide during the months of January - November 2020.

A 12% decrease in offenses scored for all Crimes Against Property City Wide during the months of January - November 2020.

**CRIMES AGAINST PERSONS**

OFFENSE HEADING	2019	2020
Murder	9	10
Sexual Assault	98	90
Robbery	180	182
Agg Assault / Agg Battery	517	705
Human Trafficking	0	0
<b>TOTAL</b>	<b>804</b>	<b>987</b>
<b>TOTAL % CHANGE</b>		<b>23%</b>

**CRIMES AGAINST PROPERTY**

OFFENSE HEADING	2019	2020
Burglary	953	873
Theft (Larceny)	3,464	2,986
Motor Vehicle Theft	240	227
Arson	23	37
<b>TOTAL</b>	<b>4,680</b>	<b>4,123</b>
<b>TOTAL % CHANGE</b>		<b>-12%</b>