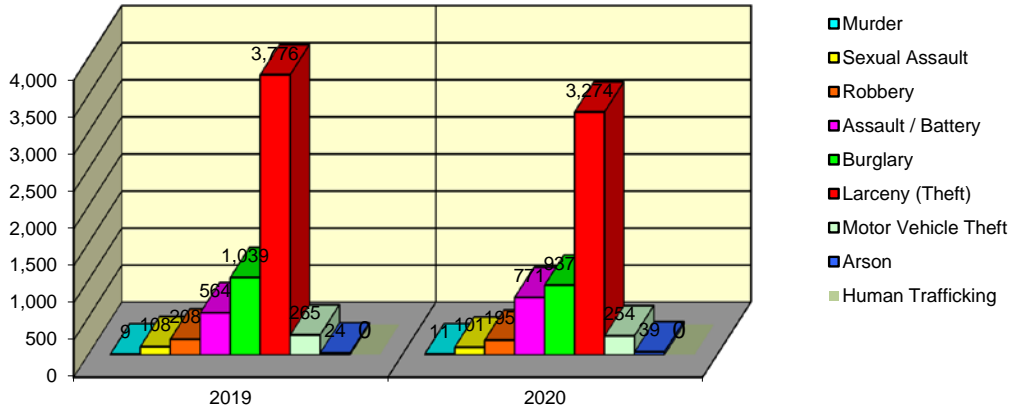


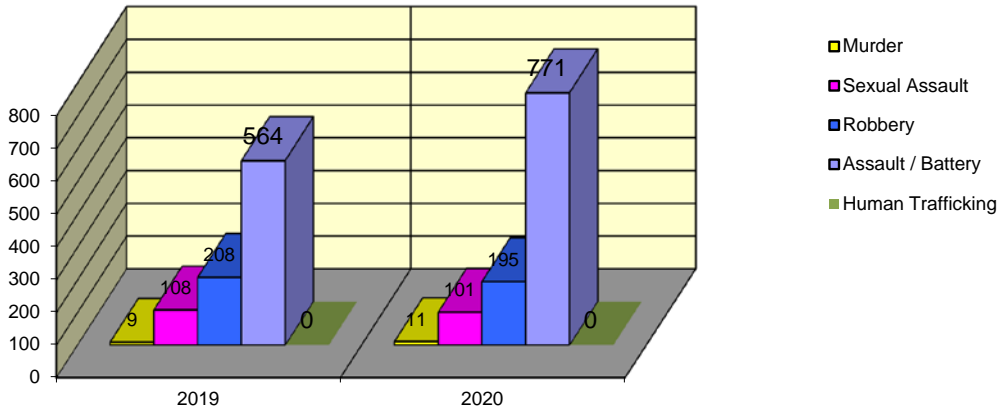
**CITY WIDE  
PART I INDEX CRIMES BY OFFENSE HEADING  
YEAR-TO-DATE COMPARISON  
JANUARY - DECEMBER**

UCR	OFFENSE HEADING	2019		2020	
	<b>MURDER</b>		<b>9</b>		<b>11</b>
0110	Homicide - First Degree	9		11	
0130	Homicide - Second Degree	0		0	
	<b>SEXUAL ASSAULT</b>		<b>108</b>		<b>101</b>
0260	Sexual Assault - Criminal	74		79	
0261	Sexual Assault - Aggravated	20		12	
0262	Sexual Assault - Forcible Sodomy	0		0	
0280	Pred Criminal Sexual Assault Of A Child	13		10	
0281	Sexual Assault - With an Object	1		0	
	<b>ROBBERY</b>		<b>208</b>		<b>195</b>
0310	Robbery - Armed	32		32	
0320	Robbery - Criminal	12		9	
0330	Robbery - Aggravated	9		7	
0310	Robbery to Person - Armed	88		76	
0320	Robbery to Person - Criminal	60		58	
0330	Robbery to Person - Aggravated	6		10	
0325	Vehicular Hijacking	1		1	
0326	Vehicular Hijacking - Aggravated	0		2	
	<b>AGG ASSAULT / AGG BATTERY</b>		<b>564</b>		<b>771</b>
0410	Attempted Murder	0		0	
0410	Battery - Aggravated	198		239	
0480	Battery - Heinous	0		0	
0485	Battery to Child - Aggravated	2		4	
0488	Aggravated Domestic Battery	126		230	
0490	Ritual Mutilation	0		0	
0495	Battery to Senior Citizen - Aggravated	3		3	
0510	Assault - Aggravated	235		295	
	<b>BURGLARY</b>		<b>1,039</b>		<b>937</b>
0610	Burglary - Commercial	114		161	
0610	Burglary - Non Residential	268		267	
0625	Burglary - Residential	616		470	
0650	Home Invasion	41		39	
	<b>THEFT (LARCENY)</b>		<b>3,776</b>		<b>3,274</b>
0710	Theft from Motor Vehicle	18		13	
0720	Theft - Parts/Access of Motor Vehicle	88		136	
0730	Burglary - Parts/Access of Motor Vehicle	7		3	
0760	Burglary from Motor Vehicle	784		647	
0770	Vehicular Invasion (W/Intent To Commit Theft)	3		5	
0810	Theft - Over \$500	436		463	
0820	Theft - \$500 and Under	901		944	
0860	Theft - Retail	1,530		1,053	
0865	Theft - Delivery Container	0		0	
0870	Theft - Pocket Picking	3		4	
0880	Theft - Purse Snatching	2		1	
0890	Theft - From Building	0		1	
0895	Theft - Coin Operated Machine or Device	4		4	
	<b>MOTOR VEHICLE THEFT</b>		<b>265</b>		<b>254</b>
0910	Theft of Motor Vehicle	265		254	
	<b>ARSON</b>		<b>24</b>		<b>39</b>
1010	Arson - Criminal	11		23	
1025	Arson - Aggravated	5		8	
1310	Criminal Damage (By Fire Or Explosives)	8		8	
	<b>HUMAN TRAFFICKING</b>		<b>0</b>		<b>0</b>
1050	Commercial Sex Acts	0		0	
1055	Involuntary Servitude	0		0	
	<b>GRAND TOTAL YEAR TO DATE</b>		<b>5,993</b>		<b>5,582</b>

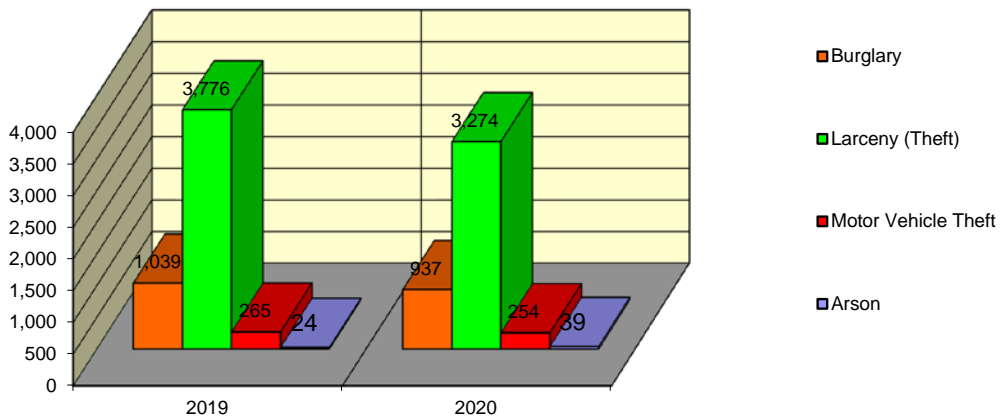
### Springfield Police Department Part I Index Crimes - City Wide - Jan-Dec Comparison



### Springfield Police Department Crimes Against Persons - City Wide - Jan-Dec Comparison



### Springfield Police Department Crimes Against Property - City Wide - Jan-Dec Comparison



**CITY WIDE  
PART I INDEX CRIMES BY OFFENSE HEADING  
YEAR-TO-DATE COMPARISON  
JANUARY - DECEMBER**

OFFENSE HEADING	2019	2020	CHANGE
Murder	9	11	2
Sexual Assault	108	101	-7
Robbery	208	195	-13
Agg Assault / Agg Battery	564	771	207
Burglary	1039	937	-102
Theft (Larceny)	3776	3274	-502
Motor Vehicle Theft	265	254	-11
Arson	24	39	15
Human Trafficking	0	0	0
<b>GRAND TOTAL YTD</b>	<b>5,993</b>	<b>5,582</b>	<b>-7%</b>

A 7% decrease in offenses scored for all Part I Index Crimes City Wide during the months of January - December 2020.

A 21% increase in offenses scored for all Crimes Against Persons City Wide during the months of January - December 2020.

A 12% decrease in offenses scored for all Crimes Against Property City Wide during the months of January - December 2020.

**CRIMES AGAINST PERSONS**

OFFENSE HEADING	2019	2020
Murder	9	11
Sexual Assault	108	101
Robbery	208	195
Agg Assault / Agg Battery	564	771
Human Trafficking	0	0
<b>TOTAL</b>	<b>889</b>	<b>1,078</b>
<b>TOTAL % CHANGE</b>		<b>21%</b>

**CRIMES AGAINST PROPERTY**

OFFENSE HEADING	2019	2020
Burglary	1,039	937
Theft (Larceny)	3,776	3,274
Motor Vehicle Theft	265	254
Arson	24	39
<b>TOTAL</b>	<b>5,104</b>	<b>4,504</b>
<b>TOTAL % CHANGE</b>		<b>-12%</b>