

FILED

FEB 23 2020

Don J. Lesko
City Clerk

STATE OF ILLINOIS)
SANGAMON COUNTY) SS

CERTIFICATION OF RECORDS

I, Frank J. Lesko, City Clerk of The City of Springfield, In The County Of Sangamon And State Of Illinois, Do Hereby Certify That The Attached Documents Are A True And Correct Copy Of:

ORDINANCE: 067-02-2020 ANNUAL APPROPRIATION ORDINANCE OF THE CITY OF SPRINGFIELD, ILLINOIS, FOR THE FISCAL YEAR BEGINNING MARCH 1, 2020 AND ENDING FEBRUARY 28, 2021



Frank J. Lesko

Frank J. Lesko
City Clerk, CMC, RMC

Frank J. Lesko City Clerk
Office of the City Clerk
Municipal Center West
300 So. Seventh, Room 106
Springfield, IL. 62701
Ph. 217/789-2216
Fax: 217/789-2144

0 6 7 0 2 2 0 2 0

**ANNUAL APPROPRIATION ORDINANCE OF THE CITY OF
SPRINGFIELD, ILLINOIS, FOR THE FISCAL YEAR BEGINNING
MARCH 1, 2020 AND ENDING FEBRUARY 28, 2021.**

WHEREAS, the City of Springfield is a home rule unit as defined in Article VII, Section 6(a) of the 1970 Illinois Constitution and has jurisdiction over matters pertaining to its government and affairs; and

WHEREAS, pursuant to Illinois Municipal Code (65 ILCS 5/8-2-9) and Section 37.01 of the 1988 City of Springfield Code of Ordinances, as amended, an annual appropriation ordinance shall be adopted by the city council before the beginning of the fiscal year to which it applies.

**NOW, THEREFORE, BE IT ORDAINED BY THE COUNCIL OF THE CITY OF
SPRINGFIELD, ILLINOIS:**

Section 1: The Director of the Office of Budget and Management shall allocate, from time to time, monies received by the City to the credit of respective funds designated in Exhibit 1 entitled "City of Springfield FY21 Total Resources" in such proportion as may be required for the best interest of the City and to meet the financial requirements of the City for the fiscal year beginning March 1, 2020 and ending on February 28, 2021. Such allocations shall be reflected on the books, records and accounts of the City, which shall be subject to public inspection. Taxes to be collected in calendar year 2020 from those taxes levied in calendar year 2020 upon all taxable property subject to taxation within the City pursuant to Ordinance No. 473-12-19, passed by the City Council on December 3, 2019, for the purposes set forth in Ordinance No. 473-12-19 are included in the FY21 Total Resources attached hereto as Exhibit 1.

Section 2: The sums of money shown in the "Major Object" lines in Exhibit 2 entitled "City of Springfield FY21 Appropriations" are hereby appropriated for the purposes stated therein and for the Organizational Divisions set forth in Exhibit 2 entitled "City of Springfield Appropriation FY2021" to defray necessary expenses and liabilities of the City of Springfield, to be paid or incurred during the fiscal year beginning March 1, 2020 and ending on February 28, 2021.

Section 3: No expenditure exceeding the appropriation for any major object or purpose stated in the attached forms, shall be made by any Office of the City, except as authorized by the City Council. However, nothing in this section shall prohibit an Office from requesting a supplemental appropriation in the event of receipt of unanticipated revenue over and above that Office's projected revenue as established by the Office of Budget and Management. Likewise, nothing in this section shall prohibit the Office of Budget and Management from sequestering any appropriation of any Office in the event that designated Office revenues are less than projected. The Office of Budget and Management shall review each Office's actual revenues and expenditures and recommend such modifications to the budget for City Council consideration as may be appropriate.

Section 4: Proceeds received by the City as a result of any financing or refinancing of bonds or loans shall be used only for completion of improvements and equipment acquisitions for public buildings or infrastructure owned by the City of Springfield and shall not be used for any other purpose unless approved by the City Council.

Section 5: All Offices of the City shall submit, upon request of the Office of Budget and Management, all books and records which relate to monies received or paid out by the Offices, debts and accounts receivable or amounts owed by the Offices, and program performance information as may be useful to the Office of Budget and Management for purposes of compiling a municipal budget. All information submitted by the Offices shall be in a format developed by the Office of Budget and Management in cooperation with Offices of the City.

Section 6: In order to balance the City's appropriation with anticipated revenues and provide adequate cash flow, the Director of the Office of Budget and Management is hereby authorized and directed to make loans between the various accounts and funds of the City, to the extent not otherwise restricted, at the applicable interest rate, if any, required by law.

Section 7: There are existing multi-year contracts which are previously adopted and approved by ordinances of the City Council of the City of Springfield. These contracts are expressly included by reference and approved to be charged against appropriations authorized by this ordinance.

Section 8: This Appropriation Ordinance is adopted pursuant to procedures set forth in the Illinois Municipal Code, provided any limitations in the Illinois Municipal Code in conflict with this Ordinance shall not be applicable to this Ordinance, pursuant to Section 6 of Article VII of the Constitution of the State of Illinois.


Section 9: The City Clerk is hereby directed to publish this ordinance in pamphlet form.

Section 10: This ordinance shall become effective immediately upon its passage and recording by the City Clerk.


PASSED: Feb 18, 2020

SIGNED: Feb 20, 2020

RECORDED: Feb 20, 2020



Mayor James O. Langfelder

ATTEST: 

Approved as to legal sufficiency:

Requested by: Mayor James O. Langfelder



Office of Corporation Counsel / Date

CITY OF SPRINGFIELD

ORDINANCE NO. 067 02 2020

ANNUAL APPROPRIATION ORDINANCE OF THE CITY
OF SPRINGFIELD, ILLINOIS, FOR THE FISCAL YEAR BEGINNING
MARCH 1, 2020 AND ENDING FEBRUARY 28, 2021

PASSED BY THE CITY COUNCIL OF THE CITY OF
SPRINGFIELD, ILLINOIS, ON Feb 18, 2020

Published in pamphlet form
by authority of the City
Council of the City of
Springfield, Illinois, this
20th day of Feb, 2020



5. City of Springfield FY21 Total Resources

Fund / Budget Class/ Source Description

001 CORPORATE FUND	Dept	Unit	Actv	Source	FY21 projection
<u>Taxes- Local Economy</u>					1000
Property Tax	107	BMGT	ACCT	0010	\$23,366,398
State Sales Tax	107	BMGT	ACCT	0020	\$29,212,304
Home Rule Sales Tax	107	BMGT	ACCT	0022	\$31,813,615
City Use Tax	107	BMGT	ACCT	0023	\$2,210,000
Hotel Motel Tax	107	BMGT	ACCT	0024	\$1,310,000
Pari-mutuel Tax	107	BMGT	ACCT	0025	\$33,000
State Auto Rental Tax	107	BMGT	ACCT	0029	\$85,200
Cannabis R O T	107	BMGT	CNBS	0032	\$1,000
Cannabis R O T	111	DEVL	CNBS	0032	\$1,000
Telecommunications Tax	107	BMGT	ACCT	0099	\$2,760,000
Charitable Games Tax & License	107	BMGT	ACCT	0367	\$5,000
				<i>Sub total</i>	<u>\$90,797,517</u>
<u>Taxes- Share Of Statewide</u>					1500
Replacement Tax	107	BMGT	ACCT	0011	\$2,280,681
State Use Tax	107	BMGT	ACCT	0028	\$3,760,000
State Income Tax	107	BMGT	ACCT	0030	\$12,485,000
Cannabis Regulation Tax	107	BMGT	CNBS	0031	\$500
				<i>Sub total</i>	<u>\$18,526,181</u>
<u>Transfer</u>					1600
Pilot Transfer	107	BMGT	CWLP	0305	\$8,420,200
				<i>Sub total</i>	<u>\$8,420,200</u>
<u>Franchise Fees</u>					1601
Ameren Franchise Fee	107	BMGT	ACCT	0131	\$294,600
Cable T V Franchise	107	BMGT	ACCT	2550	\$1,660,000
Telecomm Row Franchise Fee	101	MAYR	ADMN	8051	\$160,000
				<i>Sub total</i>	<u>\$2,114,600</u>
<u>Fire Protection Fees</u>					1602
Curran Fire District Fee	108	FIRE	FOPR	1522	\$40,000
Eastside Fire District Fee	108	FIRE	FOPR	1524	\$115,000
Lake Spfld Fire Dist Fee	108	FIRE	FOPR	1526	\$16,000
Northside Fire Dist Fee	108	FIRE	FOPR	1528	\$108,000
South Oak Fire Dist Fee	108	FIRE	FOPR	1530	\$157,000
Southlawn Fire Dist Fee	108	FIRE	FOPR	1532	\$70,000
Southside Fire Dist Fee	108	FIRE	FOPR	1534	\$125,000
Western Fire Dist Fee	108	FIRE	FOPR	1536	\$170,000
Woodside Fire Dist Fee	108	FIRE	FOPR	1538	\$170,000
Univ Of Il Spfld Fire Prot Fee	108	FIRE	FOPR	1570	\$58,786



5. City of Springfield FY21 Total Resources

Fund / Budget Class/ Source Description						
Fairgrounds Fire Protection Fee		108	FIRE	FOPR	1581	\$136,297
		<i>Sub total</i>				<u>\$1,166,083</u>
<u>All Other- Fines & Citations</u>		1603				
Marijuana Leaf Fine		112	POLC	POPR	0037	\$1,000
Administrative Court Fine		101	MAYR	ADMN	0050	\$120,000
Environmental Lien		110	WORK	ZONE	0052	\$120,000
Misc Ordinance Fines		101	COUN	COUN	0055	\$19,800
Cannabis- Drug Para. Fine		112	POLC	POPR	0059	\$24,000
Sound Device Rest Viol		112	POLC	POPR	0067	\$1,000
Moving Violations		112	POLC	POPR	0230	\$300,000
Parking Ticket Citations		104	TRES	TRES	0290	\$110,000
Ticket Share-wheelchair Ramp		111	DEVL	DEVL	0291	\$12,000
Ticket Share-sidewalk Ramp		110	WORK	STRS	0293	\$12,000
E-citation Fees		112	POLC	POPR	0335	\$8,100
Local Dui Fine		112	POLC	POPR	0339	\$36,000
Liquor Violation Fines		101	COUN	COUN	0567	\$500
Court Supervision Fine		112	POLC	POPR	2070	\$45,000
		<i>Sub total</i>				<u>\$809,400</u>
<u>Police Department Fees</u>		1604				
Crime & Accident Report Fees		112	POLC	POPR	0060	\$33,000
Spfld Police Acad Fees		112	POLC	POPR	0087	\$7,500
Impound Fees		112	POLC	POPR	0334	\$215,000
Sex Offender Registration Fee		112	POLC	POPR	2060	\$1,000
		<i>Sub total</i>				<u>\$256,500</u>
<u>Licenses & Permits</u>		1605				
Commercial Delivery Permits		103	CLRK	CLRK	0120	\$8,600
Electrical Contractors License		110	WORK	ZONE	0122	\$8,000
Mechanical Contractors License		110	WORK	ZONE	0123	\$10,600
Perm To Sell/display Fireworks		103	CLRK	CLRK	0346	\$3,750
Temporary Liquor License		101	COUN	COUN	0400	\$5,400
Building Permits		110	WORK	ZONE	0410	\$615,000
Electric Wiring Permits		110	WORK	ZONE	0420	\$36,500
Mechanical Permits		110	WORK	ZONE	0430	\$69,000
Plumbing Permits		110	WORK	ZONE	0450	\$35,000
Sign Permits		110	WORK	ZONE	0470	\$10,250
Auctioneers Licenses		103	CLRK	CLRK	0550	\$600
Annual Liquor License		101	COUN	COUN	0560	\$280,000
Bowling Alley Licenses		103	CLRK	CLRK	0580	\$2,000
Cleaning Establishment Lic		103	CLRK	CLRK	0591	\$250
Circus And Carnival Licenses		103	CLRK	CLRK	0600	\$150



5. City of Springfield FY21 Total Resources

Fund / Budget Class/ Source Description

Closing Out Sale Licenses	103	CLRK	CLRK	0601	\$75
Florists Licenses	103	CLRK	CLRK	0630	\$1,750
Funeral Directors Licenses	103	CLRK	CLRK	0640	\$200
Coin Opertd Amuse Devices Lic	103	CLRK	CLRK	0720	\$24,000
Mobile Food Service Permit	110	WORK	ZONE	0726	\$4,800
Coin Oper Amusmt Operators Lic	103	CLRK	CLRK	0740	\$2,800
Peddler & Solicitor License	103	CLRK	CLRK	0780	\$8,200
Sign Contractors Licenses	103	CLRK	CLRK	0850	\$2,100
Taxi Drivers Licenses	103	CLRK	CLRK	0870	\$4,000
Taxi Cab Decal License	103	CLRK	CLRK	0871	\$1,600
Taxicab Operators Licenses	103	CLRK	CLRK	0880	\$600
Tobacco Dealers Licenses	103	CLRK	CLRK	0890	\$3,150
Service Vehicle Permits	103	CLRK	CLRK	0900	\$7,600
Miscellaneous Licenses	103	CLRK	CLRK	0911	\$500
Theatre And Exhibition License	103	CLRK	CLRK	0920	\$3,600
Mobile Home Courts License	103	CLRK	CLRK	1000	\$11,000
Demolition Fees	110	WORK	ZONE	3461	\$3,200

Sub total \$1,164,275

Public Works Fees 1606

Boarded Building Reg Fee	110	WORK	ZONE	0133	\$81,250
Street & Alley Fees	110	WORK	STRS	0270	\$950,000
Landfill Fee	110	WORK	STRS	0273	\$80,000
Zoning Petition Filing Fees	110	WORK	ZONE	0310	\$16,000
Event Insurance Fee	110	WORK	STRS	7021	\$1,000

Sub total \$1,128,250

Reimbursements 1607

Reimb Legal Fees & Costs	101	COUN	COUN	0054	\$24,000
Reimb Demolition Costs	110	WORK	ZONE	0080	\$50,000
Reimb For Admin Court Cost	101	MAYR	ADMN	0082	\$12,000
Lake Patrol Enforcement Reimb	112	POLC	POPR	0096	\$30,000
Dist Fugitive Task Force Reimb	112	POLC	POPR	0244	\$18,000
Hireback	112	POLC	POPR	0250	\$30,000
Hireback	108	FIRE	FOPR	0250	\$3,700
Hireback	110	WORK	GARA	0250	\$2,000
Dea- Deat	112	POLC	POPR	0251	\$16,000
Police Cieg Reimbursement	112	POLC	POPR	0253	\$21,426
Pol Ocdeff Task Force Reimb	112	POLC	POPR	0254	\$9,470
Reimbursement District 186	112	POLC	POPR	0256	\$222,000
Homeowner Rehab Reimbursement	111	DEVL	DEVL	0276	\$10,000
Reimb Fire Training Fire Marsh	108	FIRE	FOPR	1571	\$10,000



5. City of Springfield FY21 Total Resources

Fund / Budget Class/ Source Description						
I E M A Training Reimb	108	FIRE	FOPR	1572		\$10,000
I E M A Training Reimb	112	POLC	POPR	1572		\$30,000
Non Resident Incident Reimb	108	FIRE	FOPR	1577		\$12,000
Shared Services Reimb	107	BMGT	BUDD	1947		\$537,996
Shared Services Reimb	107	BMGT	CENS	1947		\$213,161
Shared Services Reimb	107	BMGT	PAYR	1947		\$140,673
Shared Services Reimb	107	BMGT	ACCT	1947		\$162,588
Shared Services Reimb	101	COUN	COUN	1947		\$258,791
Shared Services Reimb	101	MAYR	ADMN	1947		\$80,827
Shared Services Reimb	106	HUMN	ADMN	1947		\$526,060
Administrative Fee- Sewer Fund	107	BMGT	ACCT	9010		\$336,761
Utility Reimb - Cwlp	107	BMGT	ACCT	9020		\$160,000
					<i>Sub total</i>	<u>\$2,927,453</u>
 <u>City Clerk Fees</u>						
	1608					
Birth & Death Certificate Fees	103	CLRK	CLRK	0150		\$136,800
Clerk-automation Records Fee	103	CLRK	CLRK	0154		\$3,500
Local Registrar Fees	103	CLRK	CLRK	0155		\$6,000
Commercial Deliver Trans Fee	103	CLRK	CLRK	0650		\$50
Water Service Filing Fees	103	CLRK	CLRK	0930		\$50
Service Vehicle Transfer Fee	103	CLRK	CLRK	1585		\$10
Photocopy Fees	103	CLRK	CLRK	1636		\$1,050
Gaming Fees	103	CLRK	CLRK	1643		\$1,150
					<i>Sub total</i>	<u>\$148,610</u>
 <u>Grants</u>						
	1609					
I L C C Grant	112	POLC	ILCC	0181		\$6,655
Death Cert Surcharge Grant	103	CLRK	CLRK	0184		\$11,800
Safe Streets Task Force	112	POLC	POPR	2004		\$5,000
Idot Crs Grant	112	POLC	IDOT	2006		\$59,485
Fbi Jttf	112	POLC	TERR	2008		\$5,000
Equal Emp Opportunity Grant	101	MAYR	RELN	2010		\$5,000
Americorps Grant	101	MAYR	RELN	2011		\$126,850
Idot Police Grant	112	POLC	IDOT	2013		\$59,000
					<i>Sub total</i>	<u>\$278,790</u>
 <u>Misc. Fees</u>						
	1619					
Fire Pension Service Fee	104	TRES	TRES	0332		\$9,000
Bus Bench Rental Fee	107	BMGT	ACCT	0340		\$8,000
Liquor Admin. & Invest. Fees	101	COUN	COUN	0564		\$30,000
Late Fees-liquor Licenses	101	COUN	COUN	0565		\$200
Transportation Network Lic Fee	101	COUN	COUN	0885		\$3,000



5. City of Springfield FY21 Total Resources

Fund / Budget Class/ Source Description

				<i>Sub total</i>	<u>\$50,200</u>
<u>All Other Revenue</u>	1620				
P E G Revenue		101	MAYR COMC 0062		\$70,000
Overpayments		104	TRES TRES 0089		\$100
Sale Of City Property		110	WORK GARA 0242		\$40,000
Sale Of City Property		107	BMGT ACCT 0242		\$10,000
Sale Of City Property		112	POLC POPR 0242		\$5,000
Homeless Assistance Donations		101	MAYR RELN 1649		\$20,300
Donations		110	WORK SGRN 1650		\$50,000
Donations		108	FIRE FOPR 1650		\$50
Donations		101	MAYR BBAN 1651		\$500
Fund Balance				3980	\$1,613,720
Unclaimed Checks		107	BMGT ACCT 8000		\$3,500
Lease Fire Station 12 Tower		107	BMGT ACCT 8050		\$16,448
				<i>Sub total</i>	<u>\$1,829,618</u>
<u>All Other- Miscellaneous Revenue</u>	8200				
Interest Income		104	TRES TRES 0200		\$300,000
Miscellaneous Income		107	BMGT ACCT 3460		\$36,000
Miscellaneous Income		103	CLRK CLRK 3460		\$840
Miscellaneous Income		104	TRES TRES 3460		\$1,200
Miscellaneous Income		108	FIRE FOPR 3460		\$2,300
Miscellaneous Income		110	WORK STRS 3460		\$14,400
Miscellaneous Income		112	POLC POPR 3460		\$50,000
Miscellaneous Income		101	MAYR ADMN 3460		\$1,700
				<i>Sub total</i>	<u>\$406,440</u>
CORPORATE FUND Total:					<u><u>\$130,024,117</u></u>
003 LINCOLN LIBRARY FUND					FY21 projection
<u>Taxes- Share Of Statewide</u>	1500				
Replacement Tax		116	LIBR LIBR 0011		\$570,150
				<i>Sub total</i>	<u>\$570,150</u>
<u>Grants</u>	1609				
State Of Ill Per Capita Grant		116	LIBR LIBR 1870		\$145,313
				<i>Sub total</i>	<u>\$145,313</u>
<u>Library Fees</u>	8116				
Non Resident Fees		116	LIBR LIBR 1628		\$9,750
Photocopy Fees		116	LIBR LIBR 1636		\$12,500
Overdue Material Late Fees		116	LIBR LIBR 1637		\$20,000
Lost Materials Reimb Fees		116	LIBR LIBR 1638		\$5,000

067
02 2020



5. City of Springfield FY21 Total Resources

Fund / Budget Class/ Source Description

				<i>Sub total</i>	\$47,250
<u>All Other- Sales</u>	8190				
Gift Shop Sales		116	LIBR LIBR	0093	\$2,100
				<i>Sub total</i>	\$2,100
<u>All Other- Miscellaneous Revenue</u>	8200				
Donations		116	LIBR LIBR	1651	\$50
Miscellaneous Income		116	LIBR LIBR	3460	\$500
				<i>Sub total</i>	\$550
<u>Transfer In</u>	8992				
Transfer In		116	LIBR LIBR	0305	\$3,663,023
				<i>Sub total</i>	\$3,663,023
<u>Fund Balance</u>	8995				
Fund Balance				3980	\$432,672
				<i>Sub total</i>	\$432,672

LINCOLN LIBRARY FUND Total: \$4,861,058

004 OAK RIDGE CEMETERY FUND	Dept	Unit	Actv	Source	FY21 projection
<u>Public Works Fees</u>					
					1606
Interment Fees	110	CEMT	CEMT	1702	\$250,000
Endowed Care Fees	110	CEMT	CEMT	1709	\$1,500
Tent Rental Fees	110	CEMT	CEMT	1711	\$3,000
2/3 Interment Fees	110	CEMT	CEMT	1717	\$9,000
Meml Chapel Mauslm Niche Fees	110	CEMT	CEMT	1721	\$6,000
Grave Space Filing Fee	110	CEMT	CEMT	1723	\$500
Setting Fee Pre-need	110	CEMT	CEMT	1724	\$500
Setting Fee	110	CEMT	CEMT	1725	\$1,500
Final Date Fee Pre- Need	110	CEMT	CEMT	1726	\$1,000
Final Date Fee	110	CEMT	CEMT	1727	\$2,000
Pall Bearer Fees	110	CEMT	CEMT	1728	\$400
Interment Fees - Pre-need	110	CEMT	CEMT	1732	\$50,000
Tent Rental Fees - Pre-need	110	CEMT	CEMT	1741	\$1,000
Abby Crypt Fee- Pre-need	110	CEMT	CEMT	1742	\$1,800
2/3 Interment Fees - Pre-need	110	CEMT	CEMT	1747	\$4,000
Mem Chapel Mausm Niche Pre-need	110	CEMT	CEMT	1751	\$10,000
				<i>Sub total</i>	\$342,200
<u>Reimbursements</u>					
					1607
Idnr Reimbursement	110	CEMT	CEMT	0362	\$3,096
				<i>Sub total</i>	\$3,096



5. City of Springfield FY21 Total Resources

Fund / Budget Class/ Source Description

<u>All Other- Sales</u>	8190					
Grave Space Sales		110	CEMT	CEMT	1700	\$50,000
Memorial Chapel Mauslm Crypts		110	CEMT	CEMT	1701	\$25,000
Foundation Sales		110	CEMT	CEMT	1703	\$65,000
Concrete Box Sales		110	CEMT	CEMT	1704	\$11,000
Marker Sales		110	CEMT	CEMT	1707	\$75,000
Grave Space Sales - Pre-need		110	CEMT	CEMT	1730	\$160,000
Foundation Sales - Pre-need		110	CEMT	CEMT	1733	\$6,000
Concrete Box Sales - Pre-need		110	CEMT	CEMT	1734	\$25,000
Marker Sales - Pre-need		110	CEMT	CEMT	1737	\$25,000
					<u>Sub total</u>	<u>\$442,000</u>

<u>All Other- Miscellaneous Revenue</u>	8200					
Interest Income		104	TRES	TRES	0200	\$18,000
Interest Income		110	CEMT	CEMT	0200	\$50,000
Vet's Lawn Crypts		110	CEMT	CEMT	1719	\$10,000
Columbarium Niches		110	CEMT	CEMT	1720	\$1,300
Mem Chapl Maus Crypts -pre-need		110	CEMT	CEMT	1731	\$15,000
Vet's Lawn Crypts - Pre-need		110	CEMT	CEMT	1739	\$25,000
Columbarium Niches -pre-need		110	CEMT	CEMT	1740	\$2,600
Miscellaneous Income		110	CEMT	CEMT	3460	\$6,000
Rent		110	CEMT	CEMT	4720	\$2,400
					<u>Sub total</u>	<u>\$130,300</u>

<u>Transfer In</u>	8992					
Transfer In		110	CEMT	CEMT	0305	\$650,000
					<u>Sub total</u>	<u>\$650,000</u>

OAK RIDGE CEMETERY FUND Total: \$1,567,596

007 MADISON PARK PL PROJECT FUND Dept Unit Actv Source **FY21 projection**

<u>Taxes- Local Economy</u>	1000					
Property Tax		111	DEVL	DEVL	0010	\$262,700
					<u>Sub total</u>	<u>\$262,700</u>

<u>All Other- Miscellaneous Revenue</u>	8200					
Interest Income		104	TRES	TRES	0200	\$15,000
					<u>Sub total</u>	<u>\$15,000</u>

<u>Fund Balance</u>	8995					
Fund Balance					3980	\$2,112,681
					<u>Sub total</u>	<u>\$2,112,681</u>

MADISON PARK PL PROJECT FUND Total: \$2,390,381



5. City of Springfield FY21 Total Resources

Fund / Budget Class/ Source Description

015 SEWER FUND		Dept	Unit	Actv	Source	FY21 projection
<u>Public Works Fees</u>	1606					
Car Wash Fees		110	SEWR	SEWR	0058	\$1,200
Sewer Service Fees		110	SEWR	SEWR	3000	\$7,260,000
		<i>Sub total</i>				<u>\$7,261,200</u>
<u>All Other- Borrowing</u>	8090					
Loan Proceeds		110	SEWR	SEWR	8010	\$2,400,000
		<i>Sub total</i>				<u>\$2,400,000</u>
<u>All Other- Miscellaneous Revenue</u>	8200					
Interest Income		104	TRES	TRES	0200	\$25,000
Miscellaneous Income		110	SEWR	SEWR	3460	\$2,400
		<i>Sub total</i>				<u>\$27,400</u>
<u>Fund Balance</u>	8995					
Fund Balance					3980	\$1,164,817
		<i>Sub total</i>				<u>\$1,164,817</u>
SEWER FUND Total:						<u>\$10,853,417</u>

016 S S R F- Facilities Maintenance		Dept	Unit	Actv	Source	FY21 projection
<u>Internal Service Charges</u>	8029					
Operating Income		107	FACM	ELEC	2900	\$138,480
Operating Income		107	FACM	LIBR	2900	\$295,000
Operating Income		107	FACM	VARI	2900	\$567,558
Operating Income		107	FACM	WATR	2900	\$20,772
		<i>Sub total</i>				<u>\$1,021,810</u>
<u>All Other- Miscellaneous Fees</u>	8120					
Parking 8th & Capitol Fees		107	BMGT	ACCT	4000	\$54,000
		<i>Sub total</i>				<u>\$54,000</u>
<u>Fund Balance</u>	8995					
Fund Balance					3980	\$27,497
		<i>Sub total</i>				<u>\$27,497</u>
S S R F- Facilities Maintenance Total:						<u>\$1,103,307</u>

017 F M R F- Fleet Maintenance		Dept	Unit	Actv	Source	FY21 projection
<u>Internal Service Charges</u>	8029					
Oper Inc-police		107	GENC	FLTM	2901	\$866,478
Oper Inc-fire		107	GENC	FLTM	2902	\$903,204
Oper Inc-pub Wks		107	GENC	FLTM	2903	\$1,600,965
Oper Inc-watr		107	GENC	FLTM	2904	\$491,652
Oper Inc-elec		107	GENC	FLTM	2905	\$1,010,868



5. City of Springfield FY21 Total Resources

Fund / Budget Class/ Source Description

Oper Inc-other	107	GENC	FLTM	2906	\$7,382
	<i>Sub total</i>				<u>\$4,880,549</u>

F M R F- Fleet Maintenance Total: \$4,880,549

020 JEFFERSON CROSSING T I F	Dept	Unit	Actv	Source	FY21 projection
<u>Taxes- Local Economy</u>					1000
Property Tax	107	BMGT	ACCT	0010	\$5,800
	<i>Sub total</i>				<u>\$5,800</u>
<u>All Other- Miscellaneous Revenue</u>					8200
Interest Income	104	TRES	TRES	0200	\$100
	<i>Sub total</i>				<u>\$100</u>
<u>Fund Balance</u>					8995
Fund Balance				3980	\$21,900
	<i>Sub total</i>				<u>\$21,900</u>

JEFFERSON CROSSING T I F Total: \$27,800

021 CONVENTION & VISITORS FUND	Dept	Unit	Actv	Source	FY21 projection
<u>Taxes- Local Economy</u>					1000
Hotel Motel Tax	114	VIST	VIST	4640	\$1,895,000
	<i>Sub total</i>				<u>\$1,895,000</u>
<u>Grants</u>					1609
D C E O Grant Award	114	VIST	DCEO	1845	\$302,494
	<i>Sub total</i>				<u>\$302,494</u>
<u>All Other- Miscellaneous Revenue</u>					8200
Interest Income	104	TRES	TRES	0200	\$9,000
Miscellaneous Income	114	VIST	VIST	3460	\$3,600
	<i>Sub total</i>				<u>\$12,600</u>
<u>Fund Balance</u>					8995
Fund Balance				3980	\$1,073,162
	<i>Sub total</i>				<u>\$1,073,162</u>

CONVENTION & VISITORS FUND Total: \$3,283,256

023 SOUTH CENTRAL BUSINESS DISTRICT	Dept	Unit	Actv	Source	FY21 projection
<u>Taxes-local Economy</u>					1000
Business District Sales Tax	107	BMGT	ACCT	0021	\$390,000
Hotel Motel Tax	107	BMGT	ACCT	0024	\$6,400
	<i>Sub total</i>				<u>\$396,400</u>



5. City of Springfield FY21 Total Resources

Fund / Budget Class/ Source Description

<u>All Other- Miscellaneous Revenue</u>	8200					
Interest Income		104	TRES	TRES	0200	\$1,200
Interest Income		104	TRES	RE18	0200	\$3,600
						<hr/>
					<i>Sub total</i>	\$4,800

<u>Fund Balance</u>	8995					
Fund Balance					3980	\$558,293
						<hr/>
					<i>Sub total</i>	\$558,293

SOUTH CENTRAL BUSINESS DISTRICT Total: \$959,493

026 Dirksen Pkwy Comm Redev Proj Area		Dept	Unit	Actv	Source	FY21 projection
<u>Taxes-local Economy</u>	1000					
Property Tax		107	BMGT	ACCT	0010	\$104,000
						<hr/>
					<i>Sub total</i>	\$104,000

<u>All Other- Miscellaneous Revenue</u>	8200					
Interest Income		104	TRES	TRES	0200	\$2,800
						<hr/>
					<i>Sub total</i>	\$2,800

<u>Fund Balance</u>	8995					
Fund Balance					3980	\$443,200
						<hr/>
					<i>Sub total</i>	\$443,200

Dirksen Pkwy Comm Redev Proj Area Total: \$550,000

028 T I F ENOS PARK PROJECT FUND		Dept	Unit	Actv	Source	FY21 projection
<u>Taxes- Local Economy</u>	1000					
Property Tax		111	DEVL	ENOS	0010	\$520,000
						<hr/>
					<i>Sub total</i>	\$520,000

<u>Reimbursements</u>	1607					
Homeowner Rehab Reimbursement		111	DEVL	ENOS	0276	\$12,000
						<hr/>
					<i>Sub total</i>	\$12,000

<u>All Other- Miscellaneous Revenue</u>	8200					
Interest Income		104	TRES	TRES	0200	\$6,800
						<hr/>
					<i>Sub total</i>	\$6,800

<u>Fund Balance</u>	8995					
Fund Balance					3980	\$535,434
						<hr/>
					<i>Sub total</i>	\$535,434

T I F ENOS PARK PROJECT FUND Total: \$1,074,234

029 MacArthur T I F		Dept	Unit	Actv	Source	FY21 projection
----------------------------	--	-------------	-------------	-------------	---------------	------------------------



5. City of Springfield FY21 Total Resources

Fund / Budget Class/ Source Description

<u>Taxes-local Economy</u>	1000					
Property Tax		107	BMGT	ACCT	0010	\$180,000
						<u>\$180,000</u>
						<i>Sub total</i>
						<u>\$180,000</u>
<u>All Other- Miscellaneous Revenue</u>	8200					
Interest Income		104	TRES	TRES	0200	\$720
						<u>\$720</u>
						<i>Sub total</i>
						<u>\$720</u>
<u>Fund Balance</u>	8995					
Fund Balance					3980	\$89,280
						<u>\$89,280</u>
						<i>Sub total</i>
						<u>\$89,280</u>

MacArthur T I F Total: \$270,000

033 1996 CAPITAL IMPROVEMENT FUND		Dept	Unit	Actv	Source	FY21 projection
<u>All Other- Miscellaneous Revenue</u>	8200					
Interest Income		104	TRES	TRES	0200	\$5,600
						<u>\$5,600</u>
						<i>Sub total</i>
						<u>\$5,600</u>

1996 CAPITAL IMPROVEMENT FUND Total: \$5,600

036 MOTOR VEHICLE PARKING FUND		Dept	Unit	Actv	Source	FY21 projection
<u>Fine & Citations</u>	1603					
Parking Ticket Citations		110	PARK	BOND	0290	\$275,000
						<u>\$275,000</u>
						<i>Sub total</i>
						<u>\$275,000</u>
<u>Public Works Fees</u>	1606					
Parkg Rev B Ramp 7th& Mon Fee		110	PARK	BOND	4120	\$81,000
Parking Meters Fees		110	PARK	BOND	4140	\$425,000
Meter Cash Key Deposit		110	PARK	BOND	4142	\$300
Meter Cash Key Time Fees		110	PARK	BOND	4144	\$12,000
4th & Washington Parking Fees		110	PARK	BOND	4180	\$60,000
Undrgrnd Parkng Libr Profit Sh		110	PARK	BOND	4190	\$36,000
						<u>\$614,300</u>
						<i>Sub total</i>
						<u>\$614,300</u>
<u>All Other- Miscellaneous Revenue</u>	8200					
Interest Income		104	TRES	TRES	0200	\$340
Miscellaneous Income		110	PARK	BOND	3460	\$200
						<u>\$540</u>
						<i>Sub total</i>
						<u>\$540</u>

MOTOR VEHICLE PARKING FUND Total: \$889,840

037 Peoria Road T I F Fund		Dept	Unit	Actv	Source	FY21 projection
<u>Taxes-local Economy</u>	1000					
Property Tax		111	DEVL	DEVL	0010	\$50,000
						<u>\$50,000</u>
						<i>Sub total</i>
						<u>\$50,000</u>



5. City of Springfield FY21 Total Resources

Fund / Budget Class/ Source Description

All Other- Miscellaneous Revenue	8200					
Interest Income		104	TRES	TRES	0200	\$210
						<hr/>
						Sub total
						\$210
Fund Balance	8995					
Fund Balance					3980	\$30,000
						<hr/>
						Sub total
						\$30,000

Peoria Road T I F Fund Total: \$80,210

041 MOTOR FUEL TAX FUND		Dept	Unit	Actv	Source	FY21 projection
Taxes- Share Of Statewide	1500					
Gas Tax Receipts State Of Ill		110	GAST	STRS	2400	\$4,000,000
						<hr/>
						Sub total
						\$4,000,000
Reimbursements	1607					
Developers Guarantee Reimb		110	GAST	STRS	0277	\$100,000
Idot Railroad		110	GAST	STRS	0361	\$11,000,000
Street Sign Reimb		110	GAST	STRS	1130	\$4,000
State Of Illinois Reimburse		110	GAST	STRS	1910	\$180,000
						<hr/>
						Sub total
						\$11,284,000
Grants	1609					
Tiger Grant		110	GAST	STRS	0360	\$7,400,000
I D O T Reimb		110	GAST	STRS	1176	\$250,000
						<hr/>
						Sub total
						\$7,650,000
All Other- Miscellaneous Revenue	8200					
Interest Income		104	TRES	TRES	0200	\$26,000
Miscellaneous Income		110	GAST	STRS	3460	\$50,000
						<hr/>
						Sub total
						\$76,000

MOTOR FUEL TAX FUND Total: \$23,010,000

048 TIF NORTHEAST PROJECT FUND		Dept	Unit	Actv	Source	FY21 projection
Taxes- Local Economy	1000					
Property Tax		111	DEVL	DEVL	0010	\$480,000
						<hr/>
						Sub total
						\$480,000
All Other- Miscellaneous Revenue	8200					
Interest Income		104	TRES	TRES	0200	\$2,000
						<hr/>
						Sub total
						\$2,000
Fund Balance	8995					
Fund Balance					3980	\$452,749
						<hr/>
						Sub total
						\$452,749



5. City of Springfield FY21 Total Resources

Fund / Budget Class/ Source Description

TIF NORTHEAST PROJECT FUND Total: \$934,749

049 RECYCLING FUND		Dept	Unit	Actv	Source	FY21 projection
<u>All Other- Fine & Citations</u>	1603					
Administrative Court Fine		101	MAYR	ADMN	0050	\$2,400
		<i>Sub total</i>				<u>\$2,400</u>
<u>Public Works Fees</u>	1606					
Recycling Fee		110	WAST	RECY	1230	\$1,960,000
		<i>Sub total</i>				<u>\$1,960,000</u>
<u>Fund Balance</u>	8995					
Fund Balance					3980	\$8,263
		<i>Sub total</i>				<u>\$8,263</u>

RECYCLING FUND Total: \$1,970,663

050 COMMUNITY DEV BLOCK GRANT FUND		Dept	Unit	Actv	Source	FY21 projection
<u>Reimbursements</u>	1607					
Homeowner Rehab Reimbursement		111	DEVL	DEVL	0276	\$10,000
		<i>Sub total</i>				<u>\$10,000</u>
<u>Grants</u>	1609					
Community Development Grants		111	DEVL	DEVL	4790	\$2,030,000
		<i>Sub total</i>				<u>\$2,030,000</u>
<u>All Other- City Loan Repayments</u>	8300					
Principal Payment		111	DEVL	DEVL	6074	\$38,495
Interest Payments On Loans		111	DEVL	DEVL	6080	\$3,577
		<i>Sub total</i>				<u>\$42,072</u>
<u>Transfer In</u>	8992					
Transfer In		111	DEVL	DEVL	0305	\$105,000
		<i>Sub total</i>				<u>\$105,000</u>
<u>Fund Balance</u>	8995					
Fund Balance					3980	\$41,967
		<i>Sub total</i>				<u>\$41,967</u>

COMMUNITY DEV BLOCK GRANT FUND Total: \$2,229,039

051 CDBG HOME PROGRAM FUND		Dept	Unit	Actv	Source	FY21 projection
<u>Grants</u>	1609					
Cdbg Home Program Grants		111	DEVL	HOME	4791	\$1,200,000
		<i>Sub total</i>				<u>\$1,200,000</u>

CDBG HOME PROGRAM FUND Total: \$1,200,000



5. City of Springfield FY21 Total Resources

Fund / Budget Class/ Source Description

062 SOUTH GRAND POINTE TIF PROJECT	Dept	Unit	Actv	Source	FY21 projection
<u>Taxes- Local Economy</u> 1000					
Property Tax	111	DEVL	FARE	0010	\$660,000
	<i>Sub total</i>				<u>\$660,000</u>
<u>Reimbursements</u> 1607					
Homeowner Rehab Reimbursement	111	DEVL	FARE	0276	\$30,000
	<i>Sub total</i>				<u>\$30,000</u>
<u>All Other- Miscellaneous Revenue</u> 8200					
Interest Income	104	TRES	TRES	0200	\$18,000
	<i>Sub total</i>				<u>\$18,000</u>
<u>Fund Balance</u> 8995					
Fund Balance				3980	\$2,096,321
	<i>Sub total</i>				<u>\$2,096,321</u>

SOUTH GRAND POINTE TIF PROJECT Total: \$2,804,321

065 UNEMPLOYMENT COMPENSATION ESCR	Dept	Unit	Actv	Source	FY21 projection
<u>All Other- Miscellaneous Revenue</u> 8200					
Contrib To Unemploy Insur	107	BMGT	UNEM	4940	\$100,000
	<i>Sub total</i>				<u>\$100,000</u>

UNEMPLOYMENT COMPENSATION ESCR Total: \$100,000

069 POLICE LABORATORY FUND	Dept	Unit	Actv	Source	FY21 projection
<u>Police Department Fees</u> 1604					
Drug Testing Fee	112	POLC	POPR	2050	\$4,970
	<i>Sub total</i>				<u>\$4,970</u>
<u>All Other- Miscellaneous Revenue</u> 8200					
Interest Income	104	TRES	TRES	0200	\$1,100
	<i>Sub total</i>				<u>\$1,100</u>

POLICE LABORATORY FUND Total: \$6,070

070 STATE DRUG PROFIT FORFEITURE	Dept	Unit	Actv	Source	FY21 projection
<u>All Other- Miscellaneous Revenue</u> 8200					
Interest Income	104	TRES	TRES	0200	\$3,800
State Narcotics Profit Forf	112	POLC	FORF	0569	\$75,000
	<i>Sub total</i>				<u>\$78,800</u>
<u>Fund Balance</u> 8995					
Fund Balance				3980	\$45,800
	<i>Sub total</i>				<u>\$45,800</u>



5. City of Springfield FY21 Total Resources

Fund / Budget Class/ Source Description

STATE DRUG PROFIT FORFEITURE Total:					<u>\$124,600</u>
071	POLICE EVIDENCE FUND				FY21 projection
	<u>All Other- Miscellaneous Revenue</u>	8200			
	Interest Income		104	TRES TRES 0200	\$9,200
	Evidence Receipts		112	POLC EVDC 0570	\$120,000
				<i>Sub total</i>	<u>\$129,200</u>
POLICE EVIDENCE FUND Total:					<u>\$129,200</u>
073	FEDERAL DRUG PROFIT FORFEITURE				FY21 projection
	<u>All Other- Miscellaneous Revenue</u>	8200			
	Interest Income		104	TRES TRES 0200	\$3,000
	Federal Narcotics Prof Forf		112	POLC FORF 0568	\$50,000
				<i>Sub total</i>	<u>\$53,000</u>
	<u>Fund Balance</u>	8995			
	Fund Balance			3980	\$45,500
				<i>Sub total</i>	<u>\$45,500</u>
FEDERAL DRUG PROFIT FORFEITURE Total:					<u>\$98,500</u>
074	COS SELF INSURANCE FUND				FY21 projection
	<u>All Other- Miscellaneous Revenue</u>	8200			
	Interest Income		104	TRES TRES 0200	\$320,000
	Accrued Lve Payout Reimb City		107	BMGT SICK 5030	\$1,550,446
				<i>Sub total</i>	<u>\$1,870,446</u>
	<u>Health Insurance Revenue</u>	8741			
	Prescriptions Rebate Reimb		107	BMGT HINS 0191	\$692,328
	Ref& Dupl Pay- Lost Card Hlth		107	BMGT HINS 1600	\$300,000
	Subrogation Pymts-health Ins		107	BMGT HINS 1604	\$40,000
	Retiree Drug Subsidy		107	BMGT HINS 1605	\$12,000
	Retire Emp Cont-health		107	BMGT HINS 5052	\$3,550,000
	City's Cont To Hlth/dent		107	BMGT HINS 5056	\$14,559,636
	Cwlp's Cont To Hlth/dent		107	BMGT HINS 5057	\$9,962,736
	Cobra Emp Cont-health		107	BMGT HINS 5060	\$15,000
	Empl Cont- Gudgut		107	BMGT HINS 5061	\$4,000
	Life Ins Premium		107	BMGT HINS 5066	\$63,000
	Cwlp Employee Premiums-flex		107	BMGT HINS 5092	\$1,425,000
	Cwlp Employee Premiums- Non Flex		107	BMGT HINS 5094	\$10,000
	Omp Employee Premiums-flex		107	BMGT HINS 5096	\$2,100,000
	Omp Employee Premiums- Non Flex		107	BMGT HINS 5098	\$25,000
				<i>Sub total</i>	<u>\$32,758,700</u>



5. City of Springfield FY21 Total Resources

Fund / Budget Class/ Source Description

<u>Work Comp Revenue</u>	8743					
Ref & Dupl Pay- Work Comp		107	BMGT	WCMP	1601	\$15,000
Subrogation Pymts-work Comp		107	BMGT	WCMP	1603	\$20,000
Wc Reimb Cwlp-treatment		107	BMGT	WCMP	5000	\$200,000
Wc Reimb Cwlp-settlements		107	BMGT	WCMP	5002	\$50,000
Wc Reimb Cwlp-awards		107	BMGT	WCMP	5003	\$100,000
Wc Reimb Cwlp-tpa & Other Cont		107	BMGT	WCMP	5004	\$150,000
Work Comp Reimb-city		107	BMGT	WCMP	5010	\$1,296,973
Wc Reimb Cwlp-ttd		107	BMGT	WCMP	5021	\$100,000
					<i>Sub total</i>	<u>\$1,931,973</u>

<u>Property Casualty Or Liability</u>	8744					
Subrogation Pymts-loss Control		107	BMGT	PRCA	0190	\$15,000
C W L P Contrib Prop-casualty		107	BMGT	PRCA	5059	\$200,000
					<i>Sub total</i>	<u>\$215,000</u>

<u>Fund Balance</u>	8995					
Fund Balance					3980	\$4,099,581
					<i>Sub total</i>	<u>\$4,099,581</u>

COS SELF INSURANCE FUND Total: **\$40,875,700**

077 LOCAL LAW ENFORCE BLOCK GRANT		Dept	Unit	Actv	Source	FY21 projection
<u>Grants</u>	1609					
Nibrs Doj Grant		112	POLC	NIBR	1502	\$12,000
Justice Assistance Grant		112	POLC	JA13	2017	\$13,851
Justice Assistance Grant		112	POLC	JA15	2017	\$112,372
Justice Assistance Grant		112	POLC	JA20	2017	\$99,700
Justice Assistance Grant		112	POLC	JA14	2017	\$111,583
					<i>Sub total</i>	<u>\$349,506</u>

<u>All Other- Miscellaneous Revenue</u>	8200					
Interest Income		104	TRES	TRES	0200	\$36
					<i>Sub total</i>	<u>\$36</u>

LOCAL LAW ENFORCE BLOCK GRANT Total: **\$349,542**

078 FLEXIBLE BENEFITS PLAN FUND		Dept	Unit	Actv	Source	FY21 projection
<u>Fund Balance</u>	8995					
Fund Balance					3980	\$5,475
					<i>Sub total</i>	<u>\$5,475</u>

FLEXIBLE BENEFITS PLAN FUND Total: **\$5,475**

084 SPECIAL ALLOCATION PROJECT ACC		Dept	Unit	Actv	Source	FY21 projection
---	--	-------------	-------------	-------------	---------------	------------------------



5. City of Springfield FY21 Total Resources

Fund / Budget Class/ Source Description

<u>Taxes- Local Economy</u>	1000					
Property Tax		111	DEVL	SPAL	0010	\$3,465,000
			<i>Sub total</i>			<u>\$3,465,000</u>
<u>All Other- Miscellaneous Revenue</u>	8200					
Interest Income		104	TRES	TRES	0200	\$1,200
			<i>Sub total</i>			<u>\$1,200</u>
<u>All Other- City Loan Repayments</u>	8300					
Principal Payment		111	DEVL	SPAL	6074	\$44,730
Interest Payments On Loans		111	DEVL	SPAL	6080	\$2,465
			<i>Sub total</i>			<u>\$47,195</u>

SPECIAL ALLOCATION PROJECT ACC Total: \$3,513,395

094 CAPITAL EQUIPMENT FUND		Dept	Unit	Actv	Source	FY21 projection
<u>All Other Revenue</u>	1620					
Donations		112	POLC	POPR	1650	\$12,000
			<i>Sub total</i>			<u>\$12,000</u>
<u>Transfer In</u>	8992					
Transfer In		107	BMGT	ACCT	0305	\$1,023,681
Transfer In		107	GENC	VARI	0305	\$300,000
			<i>Sub total</i>			<u>\$1,323,681</u>
<u>Fund Balance</u>	8995					
Fund Balance					3980	\$377,940
			<i>Sub total</i>			<u>\$377,940</u>

CAPITAL EQUIPMENT FUND Total: \$1,713,621

095 CAPITAL IMPROVEMENTS FUND		Dept	Unit	Actv	Source	FY21 projection
<u>Taxes- Local Economy</u>	1000					
City Sales Tax		107	BMGT	INFR	0022	\$4,537,188
City Sales Tax		107	BMGT	BOND	0022	\$9,041,459
Hotel Motel Tax		107	GENC	INFR	0024	\$1,210,000
Video Gaming Tax		107	BMGT	VGAM	0026	\$1,800,000
			<i>Sub total</i>			<u>\$16,588,647</u>
<u>Licenses & Permits</u>	1605					
Vgt Operators License		101	COUN	VGAM	0790	\$12,000
Vgt Establishment License		101	COUN	VGAM	0860	\$65,500
Vgt Annual Registration Sticker		101	COUN	VGAM	0883	\$150,000
			<i>Sub total</i>			<u>\$227,500</u>



5. City of Springfield FY21 Total Resources

Fund / Budget Class/ Source Description

<u>Reimbursements</u>	1607					
Local Gov't Construction Reimb		107	BMGT	INFR	0283	\$150,000
		<i>Sub total</i>				<u>\$150,000</u>
<u>Transfer In</u>	8992					
Transfer In		107	BMGT	ACCT	0305	\$2,047,363
		<i>Sub total</i>				<u>\$2,047,363</u>
<u>Fund Balance</u>	8995					
Fund Balance					3980	\$6,335,293
		<i>Sub total</i>				<u>\$6,335,293</u>
CAPITAL IMPROVEMENTS FUND Total:						<u>\$25,348,803</u>
Grand Totals:						<u>\$267,234,536</u>



CITY OF SPRINGFIELD APPROPRIATION
FY2021

by Fund, Agency, Organization and Major Object
(Object Class)

1
Exhibit #2
As
Amended
FY 2021

<u>Fund</u>	<u>Agency</u>	<u>Organization</u>	<u>Major Object</u>		
001	<u>CORPORATE FUND</u>				
<u>Agency</u>	101	MAYOR			
<u>Organization</u>	BBAN	MUNICIPAL BAND			
	1200	CONTRACTUAL SERVICES		\$60,835	
	1400	COMMODITIES		\$1,650	
	1500	EQUIPMENT		\$500	
		BBAN	MUNICIPAL BAND	Totals:	\$62,985
<u>Organization</u>	BCIV	CIVIL SERVICE COMMISSION			
	1200	CONTRACTUAL SERVICES		\$30,000	
		BCIV	CIVIL SERVICE COMMISSION	Totals:	\$30,000
<u>Organization</u>	BDIS	DISABILITIES COMMISSION			
	1200	CONTRACTUAL SERVICES		\$400	
		BDIS	DISABILITIES COMMISSION	Totals:	\$400
<u>Organization</u>	BPLA	PLANNING & ZONING			
	1200	CONTRACTUAL SERVICES		\$30,000	
		BPLA	PLANNING & ZONING	Totals:	\$30,000
<u>Organization</u>	BSEN	SENIOR CITIZENS			
	1200	CONTRACTUAL SERVICES		\$85,850	
	1400	COMMODITIES		\$200	
	1500	EQUIPMENT		\$10,000	
		BSEN	SENIOR CITIZENS	Totals:	\$96,050
<u>Organization</u>	COUN	CORPORATION COUNSEL			
	1100	PERSONAL SERVICES & FRINGE BENEFITS		\$1,762,867	
	1200	CONTRACTUAL SERVICES		\$71,850	
	1400	COMMODITIES		\$10,700	
	1500	EQUIPMENT		\$1,000	
	1600	ELECTRONIC DATA PROCESSING		\$12,050	
	1700	TELECOMMUNICATIONS		\$4,300	
	1800	OPERATION OF AUTOMOTIVE EQUIP		\$300	
	2600	TRAVEL		\$3,100	
		COUN	CORPORATION COUNSEL	Totals:	\$1,866,167



CITY OF SPRINGFIELD APPROPRIATION
FY2021

by Fund, Agency, Organization and Major Object
(Object Class)

2
Exhibit #2
As
Amended
FY 2021

<u>Fund</u>	<u>Agency</u>	<u>Organization</u>	<u>Major Object</u>	
<u>Organization</u>	MAYR	MAYOR		
	1100	PERSONAL SERVICES & FRINGE BENEFITS		\$1,349,937
	1200	CONTRACTUAL SERVICES		\$277,755
	1400	COMMODITIES		\$10,750
	1500	EQUIPMENT		\$57,750
	1600	ELECTRONIC DATA PROCESSING		\$13,450
	1700	TELECOMMUNICATIONS		\$7,700
	2600	TRAVEL		\$20,375
		MAYR	MAYOR	Totals:
				\$1,737,717
<u>Organization</u>	VETS	VETERANS COMMISSION		
	1200	CONTRACTUAL SERVICES		\$1,000
		VETS	VETERANS COMMISSION	Totals:
				\$1,000
	<u>Agency</u>	101	MAYOR	Totals:
				\$3,824,319
<u>Agency</u>	102	CITY COUNCIL		
<u>Organization</u>	CITY	CITY COUNCIL		
	1100	PERSONAL SERVICES & FRINGE BENEFITS		\$576,630
	1200	CONTRACTUAL SERVICES		\$5,150
	1400	COMMODITIES		\$1,600
	1600	ELECTRONIC DATA PROCESSING		\$6,100
	1700	TELECOMMUNICATIONS		\$3,000
	2600	TRAVEL		\$4,000
		CITY	CITY COUNCIL	Totals:
				\$596,480
	<u>Agency</u>	102	CITY COUNCIL	Totals:
				\$596,480
<u>Agency</u>	103	CITY CLERK		
<u>Organization</u>	CLRK	CITY CLERK		
	1100	PERSONAL SERVICES & FRINGE BENEFITS		\$497,953
	1200	CONTRACTUAL SERVICES		\$94,735
	1400	COMMODITIES		\$9,200
	1500	EQUIPMENT		\$5,000
	1600	ELECTRONIC DATA PROCESSING		\$6,000



**CITY OF SPRINGFIELD APPROPRIATION
FY2021**

by Fund, Agency, Organization and Major Object
(Object Class)

3
Exhibit #2
As
Amended
FY 2021

<u>Fund</u>	<u>Agency</u>	<u>Organization</u>	<u>Major Object</u>		
	1700		TELECOMMUNICATIONS		\$2,750
	2600		TRAVEL		\$850
		CLRK	CITY CLERK	Totals:	\$616,488
	<u>Agency</u>	103	CITY CLERK	Totals:	\$616,488
<u>Agency</u>	104		TREASURER		
<u>Organization</u>	TRES		TREASURER		
	1100		PERSONAL SERVICES & FRINGE BENEFITS		\$1,038,118
	1200		CONTRACTUAL SERVICES		\$85,248
	1400		COMMODITIES		\$8,100
	1600		ELECTRONIC DATA PROCESSING		\$22,800
	1700		TELECOMMUNICATIONS		\$3,100
	2400		DEBT SERVICE		\$10,000
	2500		REFUNDS		\$12,500
	2600		TRAVEL		\$1,550
		TRES	TREASURER	Totals:	\$1,181,416
	<u>Agency</u>	104	TREASURER	Totals:	\$1,181,416
<u>Agency</u>	106		HUMAN RESOURCES		
<u>Organization</u>	HUMN		HUMAN RESOURCES		
	1100		PERSONAL SERVICES & FRINGE BENEFITS		\$939,454
	1200		CONTRACTUAL SERVICES		\$262,185
	1400		COMMODITIES		\$10,750
	1500		EQUIPMENT		\$1,000
	1600		ELECTRONIC DATA PROCESSING		\$77,550
	1700		TELECOMMUNICATIONS		\$3,200
	2600		TRAVEL		\$1,875
		HUMN	HUMAN RESOURCES	Totals:	\$1,296,014
	<u>Agency</u>	106	HUMAN RESOURCES	Totals:	\$1,296,014
<u>Agency</u>	107		BUDGET AND MANAGEMENT		
<u>Organization</u>	BMGT		BUDGET & MANAGEMENT		



CITY OF SPRINGFIELD APPROPRIATION
FY2021

by Fund, Agency, Organization and Major Object
(Object Class)

4
Exhibit #2
As
Amended
FY 2021

<u>Fund</u>	<u>Agency</u>	<u>Organization</u>	<u>Major Object</u>	
	1100		PERSONAL SERVICES & FRINGE BENEFITS	\$2,505,362
	1200		CONTRACTUAL SERVICES	\$57,735
	1400		COMMODITIES	\$7,050
	1500		EQUIPMENT	\$2,700
	1600		ELECTRONIC DATA PROCESSING	\$204,575
	1700		TELECOMMUNICATIONS	\$4,250
	1900		INTERFUND TRANSFERS	\$3,071,044
	2600		TRAVEL	\$9,125
		BMGT	BUDGET & MANAGEMENT	Totals: \$5,861,841
<u>Organization</u>	GENC		GENERAL CITY	
	1200		CONTRACTUAL SERVICES	\$2,217,744
	1400		COMMODITIES	\$1,500
	1500		EQUIPMENT	\$11,000
	1600		ELECTRONIC DATA PROCESSING	\$215,000
	1900		INTERFUND TRANSFERS	\$4,163,023
	2100		AWARDS AND GRANTS	\$200,001
		GENC	GENERAL CITY	Totals: \$6,808,268
	<u>Agency</u>	107	BUDGET AND MANAGEMENT	Totals: \$12,670,109
<u>Agency</u>	108		FIRE	
<u>Organization</u>	FIRE		FIRE	
	1100		PERSONAL SERVICES & FRINGE BENEFITS	\$38,838,833
	1200		CONTRACTUAL SERVICES	\$596,096
	1400		COMMODITIES	\$265,000
	1500		EQUIPMENT	\$232,000
	1600		ELECTRONIC DATA PROCESSING	\$84,000
	1700		TELECOMMUNICATIONS	\$538,700
	1800		OPERATION OF AUTOMOTIVE EQUIP	\$1,065,484
	2600		TRAVEL	\$35,000
		FIRE	FIRE	Totals: \$41,655,113
	<u>Agency</u>	108	FIRE	Totals: \$41,655,113



CITY OF SPRINGFIELD APPROPRIATION
FY2021

by Fund, Agency, Organization and Major Object
(Object Class)

5
Exhibit #2
As
Amended
FY 2021

<u>Fund</u>	<u>Agency</u>	<u>Organization</u>	<u>Major Object</u>	
<u>Agency</u>	110		PUBLIC WORKS	
<u>Organization</u>	WORK		PUBLIC WORKS	
	1100		PERSONAL SERVICES & FRINGE BENEFITS	\$12,827,902
	1200		CONTRACTUAL SERVICES	\$1,255,352
	1400		COMMODITIES	\$444,050
	1500		EQUIPMENT	\$40,850
	1600		ELECTRONIC DATA PROCESSING	\$642,550
	1700		TELECOMMUNICATIONS	\$70,200
	1800		OPERATION OF AUTOMOTIVE EQUIP	\$1,702,954
	2300		PERMANENT IMPROVEMENTS	\$63,000
	2400		DEBT SERVICE	\$41,886
	2600		TRAVEL	\$10,525
		WORK	PUBLIC WORKS	Totals: \$17,099,269
<u>Agency</u>	110		PUBLIC WORKS	Totals: \$17,099,269
<u>Agency</u>	111		ECONOMIC DEVELOPMENT	
<u>Organization</u>	DEVL		ECONOMIC DEVELOPMENT	
	1100		PERSONAL SERVICES & FRINGE BENEFITS	\$164,158
	1200		CONTRACTUAL SERVICES	\$494,875
	1400		COMMODITIES	\$7,000
	1500		EQUIPMENT	\$1,000
	1600		ELECTRONIC DATA PROCESSING	\$4,600
	1700		TELECOMMUNICATIONS	\$2,700
	2100		AWARDS AND GRANTS	\$175,000
	2600		TRAVEL	\$5,200
		DEVL	ECONOMIC DEVELOPMENT	Totals: \$854,533
<u>Agency</u>	111		ECONOMIC DEVELOPMENT	Totals: \$854,533
<u>Agency</u>	112		POLICE	
<u>Organization</u>	POLC		POLICE	
	1100		PERSONAL SERVICES & FRINGE BENEFITS	\$42,967,971



CITY OF SPRINGFIELD APPROPRIATION
FY2021

by Fund, Agency, Organization and Major Object
(Object Class)

6
Exhibit #2
As
Amended
FY 2021

<u>Fund</u>	<u>Agency</u>	<u>Organization</u>	<u>Major Object</u>	
	1200		CONTRACTUAL SERVICES	\$3,356,211
	1400		COMMODITIES	\$214,500
	1500		EQUIPMENT	\$404,000
	1600		ELECTRONIC DATA PROCESSING	\$913,800
	1700		TELECOMMUNICATIONS	\$578,000
	1800		OPERATION OF AUTOMOTIVE EQUIP	\$1,299,828
	2400		DEBT SERVICE	\$470,566
	2600		TRAVEL	\$25,500
		POLC	POLICE	Totals: \$50,230,376
	<u>Agency</u>	112	POLICE	Totals: \$50,230,376
	Fund	001	CORPORATE FUND	Totals: \$130,024,117
003	<u>LINCOLN LIBRARY FUND</u>			
<u>Agency</u>	116		LINCOLN LIBRARY	
<u>Organization</u>	LIBR		LINCOLN LIBRARY	
	1100		PERSONAL SERVICES & FRINGE BENEFITS	\$3,411,347
	1200		CONTRACTUAL SERVICES	\$926,476
	1400		COMMODITIES	\$47,450
	1500		EQUIPMENT	\$370,000
	1600		ELECTRONIC DATA PROCESSING	\$85,000
	1700		TELECOMMUNICATIONS	\$7,000
	1800		OPERATION OF AUTOMOTIVE EQUIP	\$10,035
	2600		TRAVEL	\$3,750
		LIBR	LINCOLN LIBRARY	Totals: \$4,861,058
	<u>Agency</u>	116	LINCOLN LIBRARY	Totals: \$4,861,058
	Fund	003	LINCOLN LIBRARY FUND	Totals: \$4,861,058
004	<u>OAK RIDGE CEMETERY FUND</u>			
<u>Agency</u>	110		PUBLIC WORKS	
<u>Organization</u>	CEMT		OAK RIDGE CEMETERY	
	1100		PERSONAL SERVICES & FRINGE BENEFITS	\$920,020



CITY OF SPRINGFIELD APPROPRIATION
FY2021

by Fund, Agency, Organization and Major Object
(Object Class)

7
Exhibit #2
As
Amended
FY 2021

<u>Fund</u>	<u>Agency</u>	<u>Organization</u>	<u>Major Object</u>	
	1200		CONTRACTUAL SERVICES	\$56,600
	1400		COMMODITIES	\$100,450
	1500		EQUIPMENT	\$16,400
	1600		ELECTRONIC DATA PROCESSING	\$20,250
	1700		TELECOMMUNICATIONS	\$2,300
	1800		OPERATION OF AUTOMOTIVE EQUIP	\$58,587
	2400		DEBT SERVICE	\$500
	2600		TRAVEL	\$1,300
		CEMT	OAK RIDGE CEMETERY	Totals: \$1,176,407
	<u>Agency</u>	110	PUBLIC WORKS	Totals: \$1,176,407
	Fund	004	OAK RIDGE CEMETERY FUND	Totals: \$1,176,407
<u>007</u>	<u>MADISON PARK PL PROJ FUND - 12.15.2022</u>			
<u>Agency</u>	111		ECONOMIC DEVELOPMENT	
<u>Organization</u>	DEVL		ECONOMIC DEVELOPMENT	
	1100		PERSONAL SERVICES & FRINGE BENEFITS	\$35,381
	2100		AWARDS AND GRANTS	\$2,355,000
		DEVL	ECONOMIC DEVELOPMENT	Totals: \$2,390,381
	<u>Agency</u>	111	ECONOMIC DEVELOPMENT	Totals: \$2,390,381
	Fund	007	MADISON PARK PL PROJ FUND -	Totals: \$2,390,381
<u>015</u>	<u>SEWER FUND</u>			
<u>Agency</u>	110		PUBLIC WORKS	
<u>Organization</u>	SEWR		SEWER	
	1100		PERSONAL SERVICES & FRINGE BENEFITS	\$2,741,948
	1200		CONTRACTUAL SERVICES	\$1,722,450
	1400		COMMODITIES	\$310,000
	1500		EQUIPMENT	\$524,500
	1600		ELECTRONIC DATA PROCESSING	\$77,500
	1700		TELECOMMUNICATIONS	\$20,900
	1800		OPERATION OF AUTOMOTIVE EQUIP	\$278,055



CITY OF SPRINGFIELD APPROPRIATION
FY2021

by Fund, Agency, Organization and Major Object
(Object Class)

8
Exhibit #2
As
Amended
FY 2021

<u>Fund</u>	<u>Agency</u>	<u>Organization</u>	<u>Major Object</u>	
	2300		PERMANENT IMPROVEMENTS	\$4,695,000
	2400		DEBT SERVICE	\$469,764
	2600		TRAVEL	\$13,300
		SEWR	SEWER	Totals: \$10,853,417
	<u>Agency</u>	110	PUBLIC WORKS	Totals: \$10,853,417
	Fund	015	SEWER FUND	Totals: \$10,853,417
016	<u>SSRF-FACILITIES MAINTENANCE</u>			
<u>Agency</u>	107		BUDGET AND MANAGEMENT	
<u>Organization</u>	BMGT		BUDGET & MANAGEMENT	
	1200		CONTRACTUAL SERVICES	\$74,000
	1400		COMMODITIES	\$3,250
		BMGT	BUDGET & MANAGEMENT	Totals: \$77,250
	<u>Agency</u>	107	BUDGET AND MANAGEMENT	Totals: \$77,250
<u>Agency</u>	110		PUBLIC WORKS	
<u>Organization</u>	WORK		PUBLIC WORKS	
	1100		PERSONAL SERVICES & FRINGE BENEFITS	\$721,307
	1200		CONTRACTUAL SERVICES	\$232,300
	1400		COMMODITIES	\$63,600
	1500		EQUIPMENT	\$3,500
	1700		TELECOMMUNICATIONS	\$5,000
	1800		OPERATION OF AUTOMOTIVE EQUIP	\$350
		WORK	PUBLIC WORKS	Totals: \$1,026,057
	<u>Agency</u>	110	PUBLIC WORKS	Totals: \$1,026,057
	Fund	016	FACILITIES MANAGEMENT	Totals: \$1,103,307
017	<u>FMRF - FLEET MAINTENANCE</u>			
<u>Agency</u>	107		BUDGET AND MANAGEMENT	
<u>Organization</u>	GENC		GENERAL CITY	
	1100		PERSONAL SERVICES & FRINGE BENEFITS	\$2,359,575



**CITY OF SPRINGFIELD APPROPRIATION
FY2021**

by Fund, Agency, Organization and Major Object
(Object Class)

9
Exhibit #2
As
Amended
FY 2021

<u>Fund</u>	<u>Agency</u>	<u>Organization</u>	<u>Major Object</u>	
	1200		CONTRACTUAL SERVICES	\$141,400
	1400		COMMODITIES	\$32,800
	1500		EQUIPMENT	\$45,000
	1600		ELECTRONIC DATA PROCESSING	\$35,300
	1700		TELECOMMUNICATIONS	\$4,500
	1800		OPERATION OF AUTOMOTIVE EQUIP	\$2,218,594
	2300		PERMANENT IMPROVEMENTS	\$30,000
	2600		TRAVEL	\$4,500
		GENC	GENERAL CITY	Totals: \$4,871,669
	<u>Agency</u>	107	BUDGET AND MANAGEMENT	Totals: \$4,871,669
	Fund	017	FMRF - FLEET MAINTENANCE	Totals: \$4,871,669
020	<u>JEFFERSON CROSSING TIF - 9.7.2030</u>			
<u>Agency</u>	111		ECONOMIC DEVELOPMENT	
<u>Organization</u>	DEVL		ECONOMIC DEVELOPMENT	
	2100		AWARDS AND GRANTS	\$27,800
		DEVL	ECONOMIC DEVELOPMENT	Totals: \$27,800
	<u>Agency</u>	111	ECONOMIC DEVELOPMENT	Totals: \$27,800
	Fund	020	JEFFERSON CROSSING TIF - 9.7.2030	Totals: \$27,800
021	<u>CONVENTION & VISITORS FUND</u>			
<u>Agency</u>	114		CONVENTION & VISITORS	
<u>Organization</u>	VIST		CONVENTION & VISITORS	
	1100		PERSONAL SERVICES & FRINGE BENEFITS	\$1,336,180
	1200		CONTRACTUAL SERVICES	\$1,506,154
	1400		COMMODITIES	\$138,100
	1500		EQUIPMENT	\$54,000
	1600		ELECTRONIC DATA PROCESSING	\$20,650
	1700		TELECOMMUNICATIONS	\$5,000
	1800		OPERATION OF AUTOMOTIVE EQUIP	\$6,500
	2100		AWARDS AND GRANTS	\$146,900



CITY OF SPRINGFIELD APPROPRIATION
FY2021

by Fund, Agency, Organization and Major Object
(Object Class)

10
Exhibit #2
As
Amended
FY 2021

<u>Fund</u>	<u>Agency</u>	<u>Organization</u>	<u>Major Object</u>		
	2300		PERMANENT IMPROVEMENTS		\$20,075
	2600		TRAVEL		\$49,697
		VIST	CONVENTION & VISITORS	Totals:	\$3,283,256
	<u>Agency</u>	114	CONVENTION & VISITORS	Totals:	\$3,283,256
	Fund	021	CONVENTION & VISITORS FUND	Totals:	\$3,283,256
<u>023</u>	<u>SOUTH CENTRAL BUSINESS DIST</u>				
<u>Agency</u>	107		BUDGET AND MANAGEMENT		
<u>Organization</u>	BMGT		BUDGET & MANAGEMENT		
	2400		DEBT SERVICE		\$959,493
		BMGT	BUDGET & MANAGEMENT	Totals:	\$959,493
	<u>Agency</u>	107	BUDGET AND MANAGEMENT	Totals:	\$959,493
	Fund	023	SOUTH CENTRAL BUSINESS DIST	Totals:	\$959,493
<u>026</u>	<u>DIRKSEN PKWY COMM REDEV - 12.18.2035</u>				
<u>Agency</u>	111		ECONOMIC DEVELOPMENT		
<u>Organization</u>	DEVL		ECONOMIC DEVELOPMENT		
	2100		AWARDS AND GRANTS		\$550,000
		DEVL	ECONOMIC DEVELOPMENT	Totals:	\$550,000
	<u>Agency</u>	111	ECONOMIC DEVELOPMENT	Totals:	\$550,000
	Fund	026	DIRKSEN PKWY COMM REDEV -	Totals:	\$550,000
<u>028</u>	<u>TIF ENOS PARK PROJECT FUND -</u>				
<u>Agency</u>	111		ECONOMIC DEVELOPMENT		
<u>Organization</u>	DEVL		ECONOMIC DEVELOPMENT		
	1100		PERSONAL SERVICES & FRINGE BENEFITS		\$22,734
	1200		CONTRACTUAL SERVICES		\$1,500
	2100		AWARDS AND GRANTS		\$1,050,000
		DEVL	ECONOMIC DEVELOPMENT	Totals:	\$1,074,234
	<u>Agency</u>	111	ECONOMIC DEVELOPMENT	Totals:	\$1,074,234



**CITY OF SPRINGFIELD APPROPRIATION
FY2021**

by Fund, Agency, Organization and Major Object
(Object Class)

11
Exhibit #2
As
Amended
FY 2021

<u>Fund</u>	<u>Agency</u>	<u>Organization</u>	<u>Major Object</u>		
	Fund	028	TIF ENOS PARK PROJECT FUND -	Totals:	\$1,074,234
029	<u>MACARTHUR BOULEVARD TIF - 2.21.2035</u>				
<u>Agency</u>	111	ECONOMIC DEVELOPMENT			
<u>Organization</u>	DEVL	ECONOMIC DEVELOPMENT			
	2100	AWARDS AND GRANTS			\$270,000
		DEVL	ECONOMIC DEVELOPMENT	Totals:	\$270,000
<u>Agency</u>	111	ECONOMIC DEVELOPMENT		Totals:	\$270,000
	Fund	029	MACARTHUR BOULEVARD TIF -	Totals:	\$270,000
036	<u>MOTOR VEHICLE PARKING FUND</u>				
<u>Agency</u>	110	PUBLIC WORKS			
<u>Organization</u>	PARK	MOTOR VEHICLE PARKING			
	1100	PERSONAL SERVICES & FRINGE BENEFITS			\$572,313
	1200	CONTRACTUAL SERVICES			\$73,915
	1400	COMMODITIES			\$14,600
	1500	EQUIPMENT			\$100
	1600	ELECTRONIC DATA PROCESSING			\$201,730
	1700	TELECOMMUNICATIONS			\$2,300
	1800	OPERATION OF AUTOMOTIVE EQUIP			\$14,625
		PARK	MOTOR VEHICLE PARKING	Totals:	\$879,583
<u>Agency</u>	110	PUBLIC WORKS		Totals:	\$879,583
	Fund	036	MOTOR VEHICLE PARKING FUND	Totals:	\$879,583
037	<u>PEORIA ROAD TIF</u>				
<u>Agency</u>	111	ECONOMIC DEVELOPMENT			
<u>Organization</u>	DEVL	ECONOMIC DEVELOPMENT			
	2100	AWARDS AND GRANTS			\$70,000
		DEVL	ECONOMIC DEVELOPMENT	Totals:	\$70,000
<u>Agency</u>	111	ECONOMIC DEVELOPMENT		Totals:	\$70,000
	Fund	037	PEORIA ROAD TIF	Totals:	\$70,000

067 02 2020



CITY OF SPRINGFIELD APPROPRIATION
FY2021

by Fund, Agency, Organization and Major Object
(Object Class)

12
Exhibit #2
As
Amended
FY 2021

<u>Fund</u>	<u>Agency</u>	<u>Organization</u>	<u>Major Object</u>	
041	<u>MOTOR FUEL TAX FUND</u>			
<u>Agency</u>	110	PUBLIC WORKS		
<u>Organization</u>	GAST	GAS TAX		
	1200	CONTRACTUAL SERVICES		\$250,000
	1400	COMMODITIES		\$500,000
	2300	PERMANENT IMPROVEMENTS		\$22,000,000
		GAST	GAS TAX	Totals: \$22,750,000
<u>Agency</u>	110	PUBLIC WORKS		Totals: \$22,750,000
Fund	041	MOTOR FUEL TAX FUND		Totals: \$22,750,000
048	<u>TIF NORTHEAST PROJECT FUND</u>			
<u>Agency</u>	107	BUDGET AND MANAGEMENT		
<u>Organization</u>	BMGT	BUDGET & MANAGEMENT		
	2100	AWARDS AND GRANTS		\$934,749
		BMGT	BUDGET & MANAGEMENT	Totals: \$934,749
<u>Agency</u>	107	BUDGET AND MANAGEMENT		Totals: \$934,749
Fund	048	TIF NORTHEAST PROJECT FUND		Totals: \$934,749
049	<u>RECYCLING FUND</u>			
<u>Agency</u>	110	PUBLIC WORKS		
<u>Organization</u>	WAST	SOLID WASTE		
	1100	PERSONAL SERVICES & FRINGE BENEFITS		\$85,013
	1200	CONTRACTUAL SERVICES		\$1,866,800
	1400	COMMODITIES		\$16,700
	1600	ELECTRONIC DATA PROCESSING		\$550
	1700	TELECOMMUNICATIONS		\$600
	2600	TRAVEL		\$1,000
		WAST	SOLID WASTE	Totals: \$1,970,663
<u>Agency</u>	110	PUBLIC WORKS		Totals: \$1,970,663
Fund	049	RECYCLING FUND		Totals: \$1,970,663



**CITY OF SPRINGFIELD APPROPRIATION
FY2021**

by Fund, Agency, Organization and Major Object
(Object Class)

13
Exhibit #2
As
Amended
FY 2021

Fund Agency Organization Major Object

050 COMMUNITY DEV BLOCK GRANT FUND

<u>Agency</u>	111	ECONOMIC DEVELOPMENT		
<u>Organization</u>	DEVL	ECONOMIC DEVELOPMENT		
	1100	PERSONAL SERVICES & FRINGE BENEFITS		\$336,764
	1200	CONTRACTUAL SERVICES		\$84,475
	1400	COMMODITIES		\$500
	1600	ELECTRONIC DATA PROCESSING		\$2,250
	2100	AWARDS AND GRANTS		\$1,800,000
	2600	TRAVEL		\$5,050
		DEVL ECONOMIC DEVELOPMENT	Totals:	\$2,229,039
	<u>Agency</u>	111 ECONOMIC DEVELOPMENT	Totals:	\$2,229,039
	Fund	050 COMMUNITY DEV BLOCK GRANT	Totals:	\$2,229,039

051 CDBG HOME PROGRAM FUND

<u>Agency</u>	111	ECONOMIC DEVELOPMENT		
<u>Organization</u>	DEVL	ECONOMIC DEVELOPMENT		
	1900	INTERFUND TRANSFERS		\$105,000
	2100	AWARDS AND GRANTS		\$1,000,000
		DEVL ECONOMIC DEVELOPMENT	Totals:	\$1,105,000
	<u>Agency</u>	111 ECONOMIC DEVELOPMENT	Totals:	\$1,105,000
	Fund	051 CDBG HOME PROGRAM FUND	Totals:	\$1,105,000

062 SOUTH GRAND POINTE TIF PROJ -

<u>Agency</u>	111	ECONOMIC DEVELOPMENT		
<u>Organization</u>	DEVL	ECONOMIC DEVELOPMENT		
	1100	PERSONAL SERVICES & FRINGE BENEFITS		\$30,321
	1200	CONTRACTUAL SERVICES		\$3,000
	1400	COMMODITIES		\$1,000
	2100	AWARDS AND GRANTS		\$2,770,000
		DEVL ECONOMIC DEVELOPMENT	Totals:	\$2,804,321



CITY OF SPRINGFIELD APPROPRIATION
FY2021

by Fund, Agency, Organization and Major Object
(Object Class)

14
Exhibit #2
As
Amended
FY 2021

<u>Fund</u>	<u>Agency</u>	<u>Organization</u>	<u>Major Object</u>		
	<u>Agency</u>	111	ECONOMIC DEVELOPMENT	Totals:	\$2,804,321
	Fund	062	SOUTH GRAND POINTE TIF PROJ -	Totals:	\$2,804,321
065	<u>UNEMPLOYMENT COMPENSATION ESCR</u>				
<u>Agency</u>	107	BUDGET AND MANAGEMENT			
<u>Organization</u>	BMGT	BUDGET & MANAGEMENT			
	1100	PERSONAL SERVICES & FRINGE BENEFITS			\$100,000
		BMGT	BUDGET & MANAGEMENT	Totals:	\$100,000
<u>Agency</u>	107	BUDGET AND MANAGEMENT		Totals:	\$100,000
	Fund	065	UNEMPLOYMENT COMPENSATION	Totals:	\$100,000
069	<u>POLICE LABORATORY FUND</u>				
<u>Agency</u>	112	POLICE			
<u>Organization</u>	POLC	POLICE			
	1200	CONTRACTUAL SERVICES			\$500
	1400	COMMODITIES			\$3,500
	1500	EQUIPMENT			\$2,000
		POLC	POLICE	Totals:	\$6,000
<u>Agency</u>	112	POLICE		Totals:	\$6,000
	Fund	069	POLICE LABORATORY FUND	Totals:	\$6,000
070	<u>STATE DRUG PROFIT FORFEITURE</u>				
<u>Agency</u>	112	POLICE			
<u>Organization</u>	POLC	POLICE			
	1200	CONTRACTUAL SERVICES			\$28,000
	1400	COMMODITIES			\$52,000
	1500	EQUIPMENT			\$35,000
	2600	TRAVEL			\$9,600
		POLC	POLICE	Totals:	\$124,600
<u>Agency</u>	112	POLICE		Totals:	\$124,600



**CITY OF SPRINGFIELD APPROPRIATION
FY2021**

by Fund, Agency, Organization and Major Object
(Object Class)

15
Exhibit #2
As
Amended
FY 2021

<u>Fund</u>	<u>Agency</u>	<u>Organization</u>	<u>Major Object</u>		
	Fund	070	STATE DRUG PROFIT FORFEITURE	Totals:	\$124,600
071	<u>POLICE EVIDENCE FUND</u>				
<u>Agency</u>	112	POLICE			
<u>Organization</u>	POLC	POLICE			
	2500	REFUNDS			\$125,000
		POLC	POLICE	Totals:	\$125,000
	<u>Agency</u>	112	POLICE	Totals:	\$125,000
	Fund	071	POLICE EVIDENCE FUND	Totals:	\$125,000
073	<u>FEDERAL DRUG PROFIT FORFEITURE</u>				
<u>Agency</u>	112	POLICE			
<u>Organization</u>	POLC	POLICE			
	1200	CONTRACTUAL SERVICES			\$6,000
	1400	COMMODITIES			\$20,000
	1500	EQUIPMENT			\$35,000
	1600	ELECTRONIC DATA PROCESSING			\$26,500
	2600	TRAVEL			\$11,000
		POLC	POLICE	Totals:	\$98,500
	<u>Agency</u>	112	POLICE	Totals:	\$98,500
	Fund	073	FEDERAL DRUG PROFIT FORFEITURE	Totals:	\$98,500
074	<u>COS SELF INSURANCE FUND</u>				
<u>Agency</u>	107	BUDGET AND MANAGEMENT			
<u>Organization</u>	BMGT	BUDGET & MANAGEMENT			
	1100	PERSONAL SERVICES & FRINGE BENEFITS			\$2,155,000
	1200	CONTRACTUAL SERVICES			\$34,308,200
	1400	COMMODITIES			\$2,000
	1500	EQUIPMENT			\$30,500
	2200	AWRDS, BENE, & TREATMT-INJ EMP			\$4,380,000
		BMGT	BUDGET & MANAGEMENT	Totals:	\$40,875,700



**CITY OF SPRINGFIELD APPROPRIATION
FY2021**

by Fund, Agency, Organization and Major Object
(Object Class)

16
Exhibit #2
As
Amended
FY 2021

<u>Fund</u>	<u>Agency</u>	<u>Organization</u>	<u>Major Object</u>		
	<u>Agency</u>	107	BUDGET AND MANAGEMENT	Totals:	\$40,875,700
	Fund	074	COS SELF INSURANCE FUND	Totals:	\$40,875,700
<u>077</u>	<u>LOCAL LAW ENFORCE BLOCK GRANT</u>				
<u>Agency</u>	112	POLICE			
<u>Organization</u>	POLC	POLICE			
	1500	EQUIPMENT			\$214,783
	2100	AWARDS AND GRANTS			\$128,563
		POLC	POLICE	Totals:	\$343,346
	<u>Agency</u>	112	POLICE	Totals:	\$343,346
	Fund	077	LOCAL LAW ENFORCE BLOCK GRANT	Totals:	\$343,346
<u>078</u>	<u>FLEXIBLE BENEFITS PLAN FUND</u>				
<u>Agency</u>	107	BUDGET AND MANAGEMENT			
<u>Organization</u>	BMGT	BUDGET & MANAGEMENT			
	1200	CONTRACTUAL SERVICES			\$16,000
		BMGT	BUDGET & MANAGEMENT	Totals:	\$16,000
	<u>Agency</u>	107	BUDGET AND MANAGEMENT	Totals:	\$16,000
	Fund	078	FLEXIBLE BENEFITS PLAN FUND	Totals:	\$16,000
<u>084</u>	<u>SPEC ALLOCATION PROJ ACC - 12.27.2028</u>				
<u>Agency</u>	111	ECONOMIC DEVELOPMENT			
<u>Organization</u>	DEVL	ECONOMIC DEVELOPMENT			
	1100	PERSONAL SERVICES & FRINGE BENEFITS			\$237,109
	1200	CONTRACTUAL SERVICES			\$77,525
	1400	COMMODITIES			\$900
	1500	EQUIPMENT			\$500
	1600	ELECTRONIC DATA PROCESSING			\$2,750
	2100	AWARDS AND GRANTS			\$2,800,000
	2600	TRAVEL			\$3,700
		DEVL	ECONOMIC DEVELOPMENT	Totals:	\$3,122,484



**CITY OF SPRINGFIELD APPROPRIATION
FY2021**

by Fund, Agency, Organization and Major Object
(Object Class)

17
Exhibit #2
As
Amended
FY 2021

<u>Fund</u>	<u>Agency</u>	<u>Organization</u>	<u>Major Object</u>		
	<u>Agency</u>	111	ECONOMIC DEVELOPMENT	Totals:	\$3,122,484
	Fund	084	SPEC ALLOCATION PROJ ACC -	Totals:	\$3,122,484
094	<u>CAPITAL EQUIPMENT FUND</u>				
<u>Agency</u>	107	BUDGET AND MANAGEMENT			
<u>Organization</u>	GENC	GENERAL CITY			
	1500	EQUIPMENT			\$24,000
	2400	DEBT SERVICE			\$1,564,621
		GENC	GENERAL CITY	Totals:	\$1,588,621
	<u>Agency</u>	107	BUDGET AND MANAGEMENT	Totals:	\$1,588,621
<u>Agency</u>	116	LINCOLN LIBRARY			
<u>Organization</u>	LIBR	LINCOLN LIBRARY			
	1600	ELECTRONIC DATA PROCESSING			\$125,000
		LIBR	LINCOLN LIBRARY	Totals:	\$125,000
	<u>Agency</u>	116	LINCOLN LIBRARY	Totals:	\$125,000
	Fund	094	CAPITAL EQUIPMENT FUND	Totals:	\$1,713,621
095	<u>CAPITAL IMPROVEMENTS FUND</u>				
<u>Agency</u>	107	BUDGET AND MANAGEMENT			
<u>Organization</u>	BMGT	BUDGET & MANAGEMENT			
	1200	CONTRACTUAL SERVICES			\$50,000
	1500	EQUIPMENT			\$320,000
	1900	INTERFUND TRANSFERS			\$300,000
	2400	DEBT SERVICE			\$1,631,774
		bmgt	BUDGET & MANAGEMENT	Totals:	\$2,301,774
<u>Organization</u>	GENC	GENERAL CITY			
	1200	CONTRACTUAL SERVICES			\$13,752,200
	1400	COMMODITIES			\$800,000
	1500	EQUIPMENT			\$85,000
	2300	PERMANENT IMPROVEMENTS			\$465,800

067 02 2020



**CITY OF SPRINGFIELD APPROPRIATION
FY2021**

by Fund, Agency, Organization and Major Object
(Object Class)

18
Exhibit #2
As
Amended
FY 2021

<u>Fund</u>	<u>Agency</u>	<u>Organization</u>	<u>Major Object</u>		
	2400		DEBT SERVICE		\$7,411,538
		GENC	GENERAL CITY	Totals:	\$22,514,538
	<u>Agency</u>	107	BUDGET AND MANAGEMENT	Totals:	\$24,816,312
<u>Agency</u>	108		FIRE		
<u>Organization</u>		FIRE	FIRE		
	2300		PERMANENT IMPROVEMENTS		\$100,000
		FIRE	FIRE	Totals:	\$100,000
	<u>Agency</u>	108	FIRE	Totals:	\$100,000
<u>Agency</u>	110		PUBLIC WORKS		
<u>Organization</u>		WORK	PUBLIC WORKS		
	1100		PERSONAL SERVICES & FRINGE BENEFITS		\$432,491
		WORK	PUBLIC WORKS	Totals:	\$432,491
	<u>Agency</u>	110	PUBLIC WORKS	Totals:	\$432,491
<u>Fund</u>	095		CAPITAL IMPROVEMENTS FUND	Totals:	\$25,348,803
				FY2021 Budget	\$266,062,548

FY2021 CWLP EXPENDITURE BUDGET

EXHIBIT 2


<u>FUND</u>	<u>AGENCY</u>	<u>OBJECT CLASS</u>	<u>OBJECT CLASS NAME</u>		<u>FY2021 REQUEST</u>
WATER FUND					
ENGINEERING / OPERATIONS					
101	100	1100	PERSONAL SERVICES	\$	10,342,059
101	100	1200	CONTRACTUAL SERVICES		2,315,026
101	100	1400	COMMODITIES		2,776,185
101	100	1500	EQUIPMENT		240,000
101	100	1600	ELECTRONIC DATA PROCESSING		124,550
101	100	1700	TELECOMMUNICATIONS		48,980
101	100	2300	PERMANENT IMPROVEMENTS		19,185,000
101	100	2500	REFUNDS		25,000
101	100	2600	TRAVEL		31,646
TOTAL ENGINEERING / OPERATIONS					35,088,446
ADMINISTRATIVE SERVICES					
101	200	1100	PERSONAL SERVICES		3,613,077
101	200	1200	CONTRACTUAL SERVICES		802,763
101	200	1400	COMMODITIES		258,718
101	200	1500	EQUIPMENT		193,750
101	200	1600	ELECTRONIC DATA PROCESSING		420,014
101	200	1700	TELECOMMUNICATIONS		6,910
101	200	1800	OPERATION OF AUTOMOTIVE EQUIPMENT		763,340
101	200	2200	AWARDS, BENEFITS AND TREATMENT EXPENSE, INJURED EMPLOYEES		242,196
101	200	2300	PERMANENT IMPROVEMENTS		35,000
101	200	2600	TRAVEL		3,032
TOTAL ADMINISTRATIVE SERVICES					6,338,800
FINANCE					
101	300	1100	PERSONAL SERVICES		821,192
101	300	1200	CONTRACTUAL SERVICES		2,124,584
101	300	1400	COMMODITIES		29,617
101	300	1500	EQUIPMENT		750
101	300	1600	ELECTRONIC DATA PROCESSING		57,034
101	300	1700	TELECOMMUNICATIONS		64,775
101	300	1900	INTERFUND CASH TRANSFERS		433,381
101	300	2300	PERMANENT IMPROVEMENTS		3,000
101	300	2400	DEBT SERVICE		6,267,483
101	300	2600	TRAVEL		4,579
TOTAL FINANCE					9,806,395
REGULATORY AFFAIRS					
101	400	1100	PERSONAL SERVICES		171,214
101	400	1200	CONTRACTUAL SERVICES		34,654
101	400	1400	COMMODITIES		6,441
101	400	1500	EQUIPMENT		6,999
101	400	1600	ELECTRONIC DATA PROCESSING		2,920
101	400	1700	TELECOMMUNICATIONS		225
101	400	2600	TRAVEL		4,325
TOTAL REGULATORY AFFAIRS					226,778
TOTAL WATER FUND					\$ 51,460,420

FY2021 CWLP EXPENDITURE BUDGET

EXHIBIT 2

<u>FUND</u>	<u>AGENCY</u>	<u>OBJECT CLASS</u>	<u>OBJECT CLASS NAME</u>	<u>FY2021 REQUEST</u>
ELECTRIC FUND				
ENGINEERING / OPERATIONS				
102	100	1100	PERSONAL SERVICES	\$ 46,891,152
102	100	1200	CONTRACTUAL SERVICES	40,232,058
102	100	1400	COMMODITIES	59,123,068
102	100	1500	EQUIPMENT	292,500
102	100	1600	ELECTRONIC DATA PROCESSING	920,097
102	100	1700	TELECOMMUNICATIONS	526,000
102	100	2300	PERMANENT IMPROVEMENTS	12,659,800
102	100	2500	REFUNDS	356,000
102	100	2600	TRAVEL	78,294
TOTAL ENGINEERING / OPERATIONS				161,078,969
ADMINISTRATIVE SERVICES				
102	200	1100	PERSONAL SERVICES	5,916,572
102	200	1200	CONTRACTUAL SERVICES	2,524,367
102	200	1400	COMMODITIES	81,458
102	200	1500	EQUIPMENT	115,250
102	200	1600	ELECTRONIC DATA PROCESSING	2,368,396
102	200	1700	TELECOMMUNICATIONS	24,990
102	200	1800	OPERATION OF AUTOMOTIVE EQUIPMENT	1,927,556
102	200	2200	AWARDS, BENEFITS AND TREATMENT EXPENSE, INJURED EMPLOYEES	915,682
102	200	2300	PERMANENT IMPROVEMENTS	30,000
102	200	2600	TRAVEL	17,062
TOTAL ADMINISTRATIVE SERVICES				13,921,333
FINANCE				
102	300	1100	PERSONAL SERVICES	4,638,818
102	300	1200	CONTRACTUAL SERVICES	13,018,073
102	300	1400	COMMODITIES	167,840
102	300	1500	EQUIPMENT	4,250
102	300	1600	ELECTRONIC DATA PROCESSING	323,193
102	300	1700	TELECOMMUNICATIONS	152,375
102	300	1900	INTERFUND CASH TRANSFERS	8,709,880
102	300	2300	PERMANENT IMPROVEMENTS	17,000
102	300	2400	DEBT SERVICE	36,681,725
102	300	2500	REFUNDS	25,000
102	300	2600	TRAVEL	25,949
TOTAL FINANCE				63,764,103
REGULATORY AFFAIRS				
102	400	1100	PERSONAL SERVICES	1,309,826
102	400	1200	CONTRACTUAL SERVICES	1,163,705
102	400	1400	COMMODITIES	59,356
102	400	1500	EQUIPMENT	39,661
102	400	1600	ELECTRONIC DATA PROCESSING	17,300
102	400	1700	TELECOMMUNICATIONS	1,275
102	400	2300	PERMANENT IMPROVEMENTS	450,000
102	400	2600	TRAVEL	26,387
TOTAL REGULATORY AFFAIRS				3,067,510
TOTAL ELECTRIC FUND				\$ 241,831,915
TOTAL CWLP				\$ 293,292,335

CITY OF SPRINGFIELD, ILLINOIS



Ordinance No. 067-02-2020

Passed by the City Council of the City of Springfield, Illinois on
February 18, 2020

Published in Pamphlet Form by the Authority of the City of Springfield, Illinois
This 18th day of February, 2020.

Frank J. Lesko
Office of the City Clerk
City of Springfield Illinois, Room 106
Municipal Center West
Springfield, Illinois 62701
Phone: (217) 789-2216
Website: www.springfieldcityclerk.com