

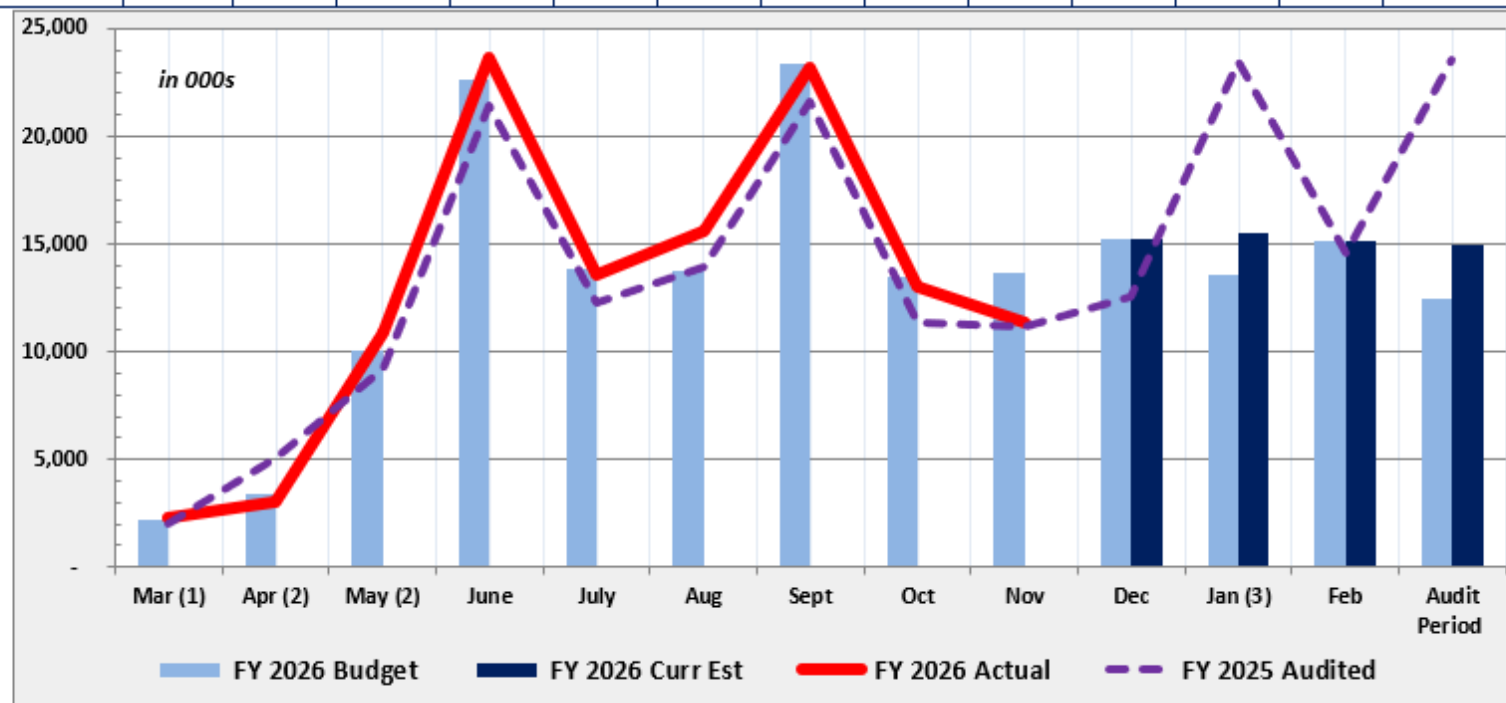


CORPORATE FUND QUARTER 3 REPORT* AND FY26 WARD REPORT

Misty Buscher, Mayor
Ramona Metzger, OBM Director

Corporate Fund Revenue *

in 000's	Mar (1)	Apr (2)	May (2)	June	July	Aug	Sept	Oct	Nov	Dec	Jan (3)	Feb	Audit Period	TOTAL
FY 2026 Budget	2,226	3,355	10,050	22,662	13,861	13,775	23,367	13,492	13,657	15,202	13,539	15,157	12,452	172,795
FY 2026 Actual	2,323	3,040	10,868	23,671	13,573	15,648	23,235	13,020	11,340					116,718
FY 2026 Curr Est										15,202	15,539	15,157	14,922	60,820
FY 2025 Audited	2,048	5,077	9,263	21,448	12,267	13,980	21,607	11,386	11,162	12,596	23,458	14,547	23,547	182,386
FY26 vs FY26 Budget	97	(315)	818	1,009	(288)	1,873	(132)	(472)	(2,317)					274
FY26 act vs FY25 UA	274	(2,037)	1,606	2,223	1,306	1,668	1,629	1,633	178					8,479



**does not include ARPA*

(1) March receipts do not include Sales Taxes, City Use Tax, Hotel Tax, Telecomm Tax and Grant revenue. Those receipts are posted back to the prior fiscal year.

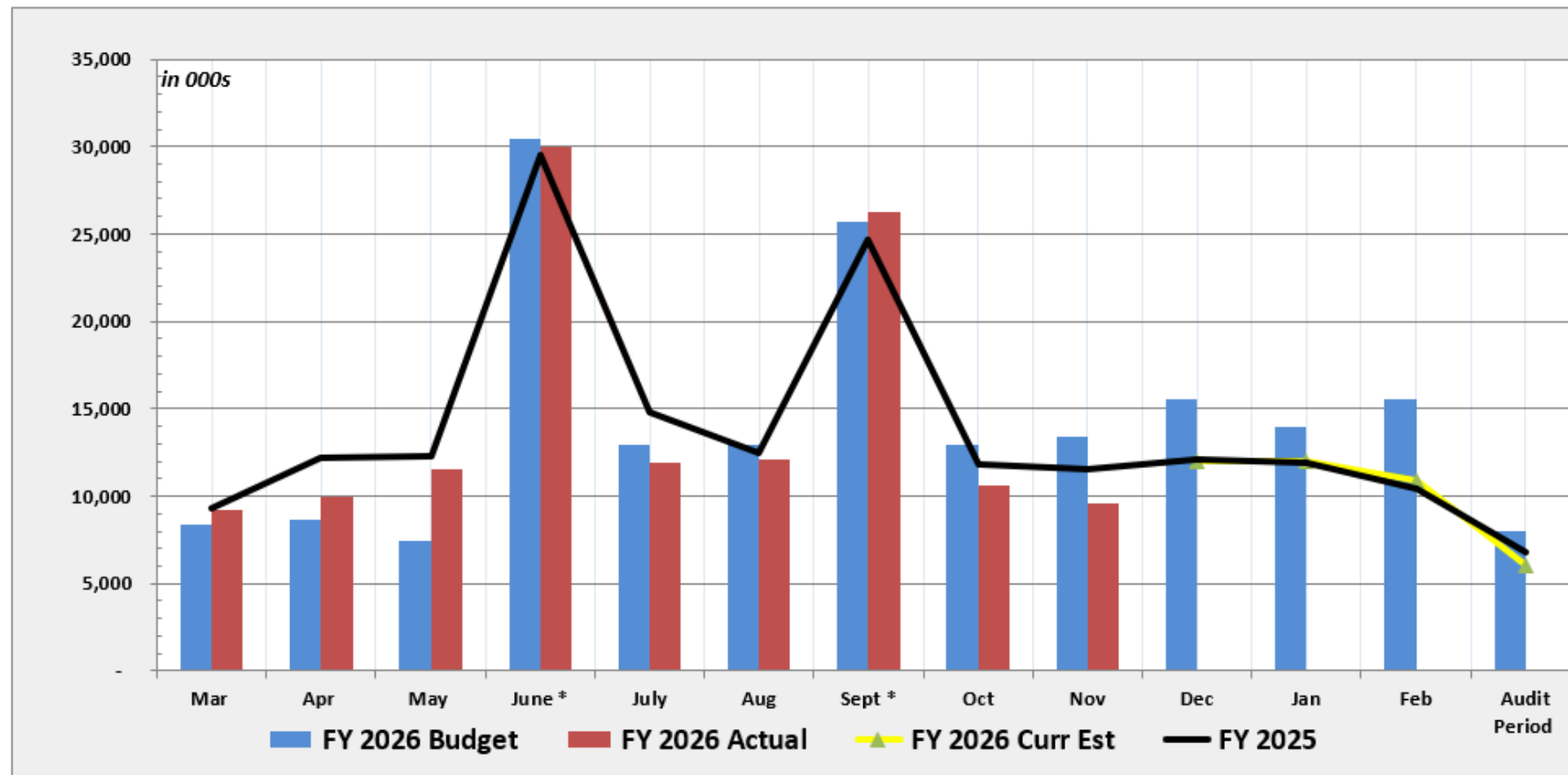
(2) April & May receipts do not include Sales Taxes, Telecomm Tax and some grant revenue. Those receipts are posted back to the prior fiscal year.

(3) January of FY25 includes \$10M bond proceeds for Firehouses construction.

**- does not include fund balance or ARPA*

Corporate Fund Expense

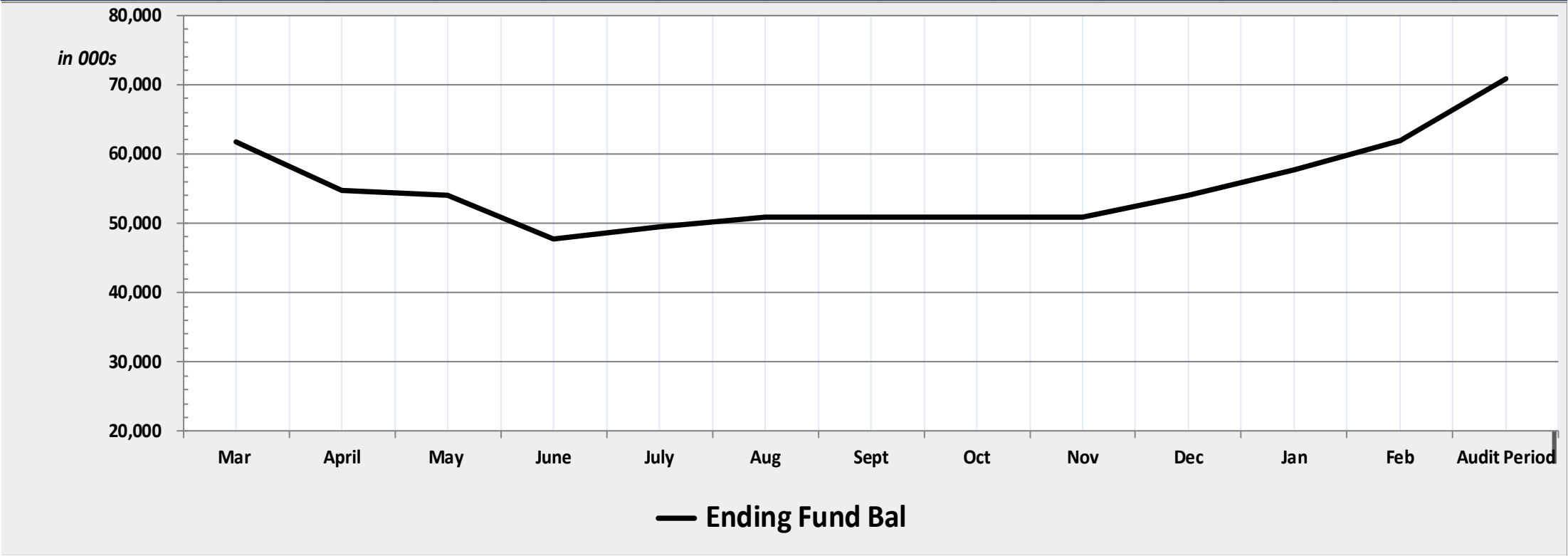
in 000's	Mar	Apr	May	June *	July	Aug	Sept *	Oct	Nov	Dec	Jan	Feb	Audit Period	TOTAL
FY 2026 Budget	8,420	8,670	7,420	30,420	12,920	12,920	25,666	12,920	13,420	15,500	14,000	15,500	8,000	185,776
FY 2026 Actual	9,182	10,003	11,553	29,962	11,897	12,067	26,228	10,594	9,604					131,091
FY 2026 Curr Est										12,000	12,000	10,860	6,000	40,860
FY 2025	9,341	12,171	12,246	29,497	14,826	12,498	24,677	11,781	11,537	12,089	11,906	10,406	6,761	179,736
FY26 Actual vs FY26 Budg	762	1,333	4,133	(458)	(1,023)	(853)	562	(2,326)	(3,816)					(1,685)
FY26 vs FY25 Actual	(158)	(2,169)	(692)	465	(2,928)	(431)	1,551	(1,187)	(1,933)					(7,483)
FY24	8,925	9,964	9,559	24,455	11,674	10,165	23,862	11,671	12,615	21,109	12,758	11,346	8,317	176,418



* June & September expenses include large payments to the Fire & Police Pension Funds (\$14.2M each month in FY25- \$15.7M in each month expected in FY26)

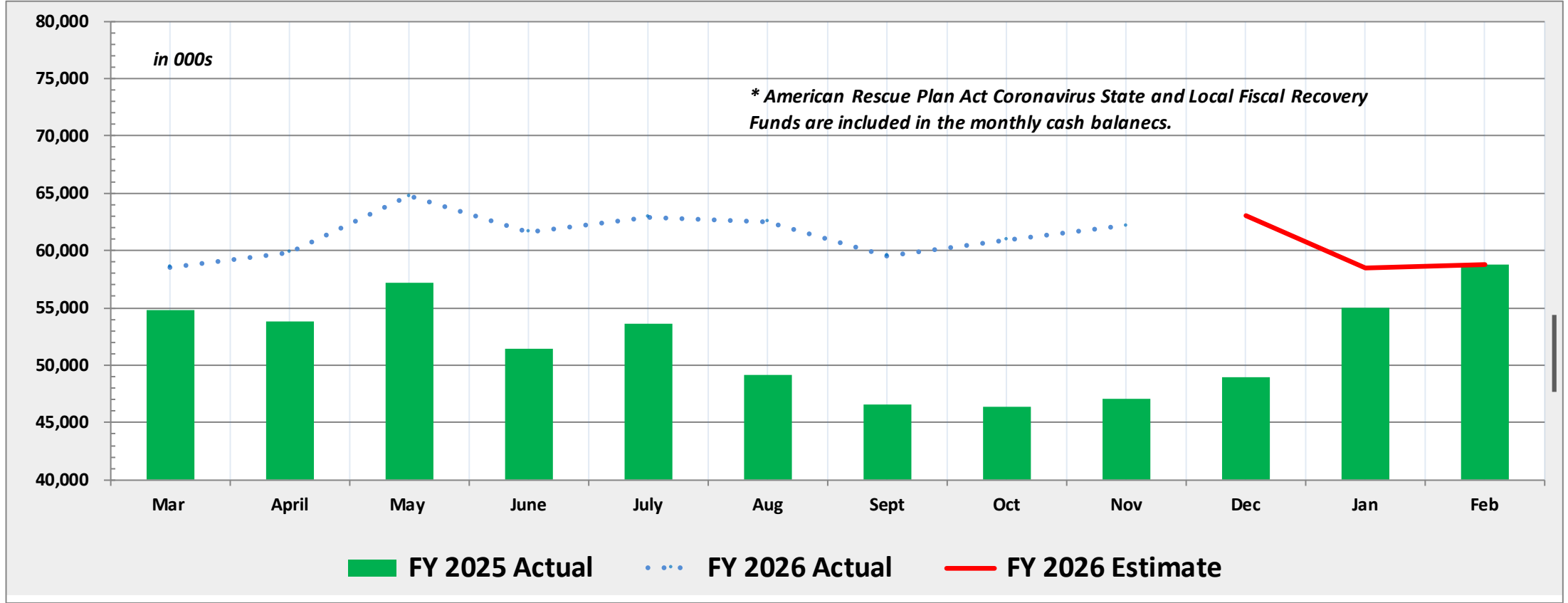
FY26 Corporate Fund Monthly Fund Balance

in 000's	Mar	April	May	June	July	Aug	Sept	Oct	Nov	Dec	Jan	Feb	Audit Period
Ending Fund B	61,681	54,719	54,034	47,743	49,419	50,900	50,900	50,900	50,900	54,102	57,642	61,938	70,860



Corporate Fund Monthly Ending Cash Balance

in 000's		Mar	April	May	June	July	Aug	Sept	Oct	Nov	Dec	Jan	Feb
FY 2026 Actual		58,531	59,855	64,760	61,627	62,915	62,520	59,531	60,948	62,180			
FY 2026 Estimate											63,000	58,500	58,750
FY 2025 Actual		54,769	53,825	57,219	51,396	53,617	49,139	46,597	46,354	47,041	48,940	54,989	58,765
FY26 vs FY25 Actual		3,762	6,030	7,541									

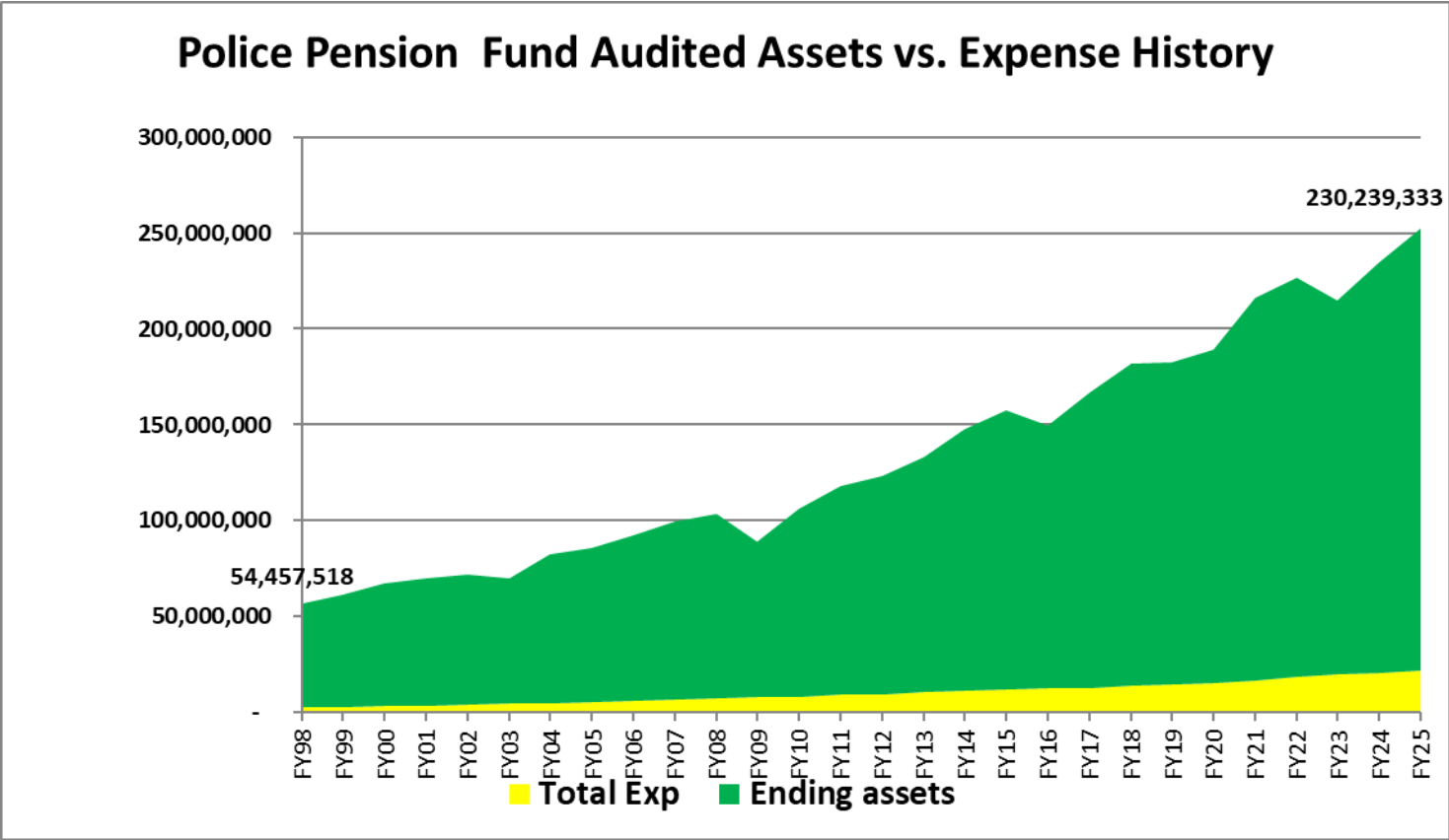


**PUBLIC SAFETY PENSIONS
FUNDING-POLICE
HISTORICAL AUDITED FUND
ASSETS VS EXPENSES**

28-year average annual
asset growth-\$6.49M

Actuarial reports look
decades into the future
using various long-term
assumptions.

If the fund expenses (yellow)
equaled the assets (green)
then a crisis would be
occurring.

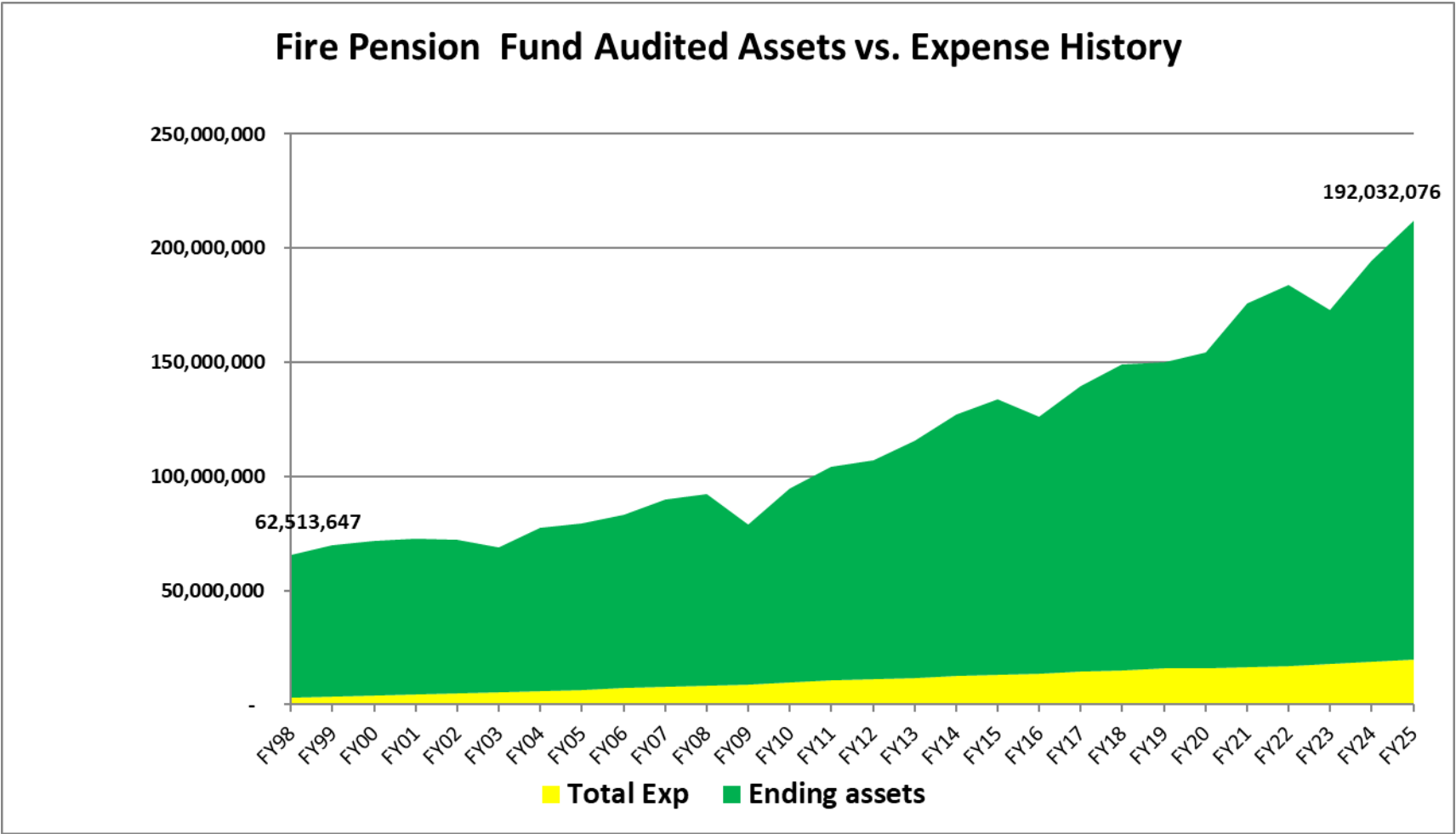


PUBLIC SAFETY PENSIONS FUNDING-FIRE HISTORICAL AUDITED FUND ASSETS VS EXPENSES

28-year average annual
asset growth-\$4.8M

Actuarial reports look
decades into the future using
various long-term
assumptions.

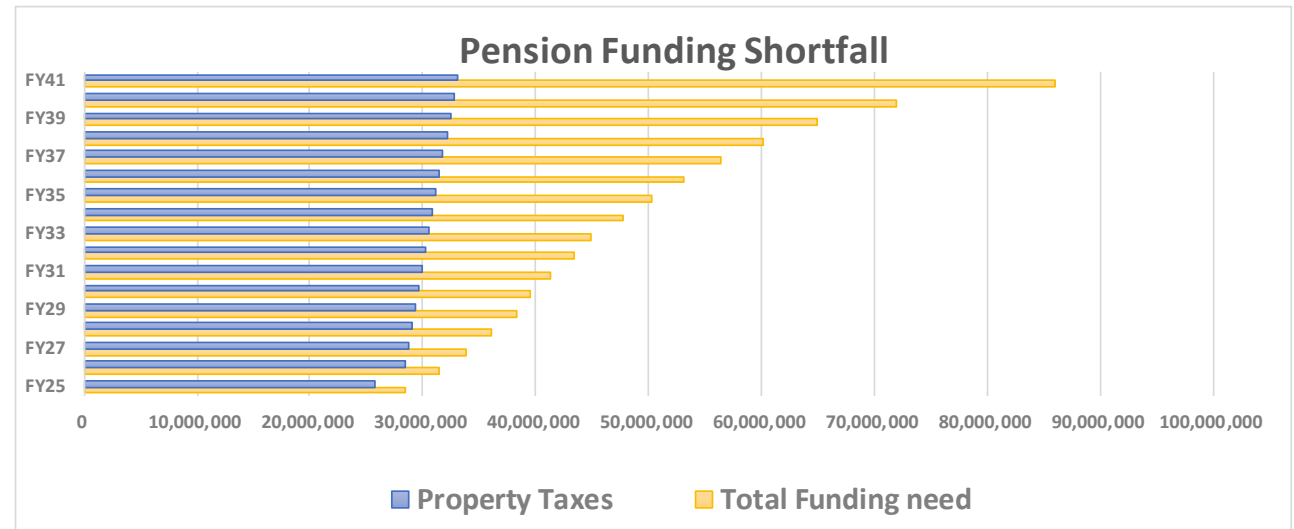
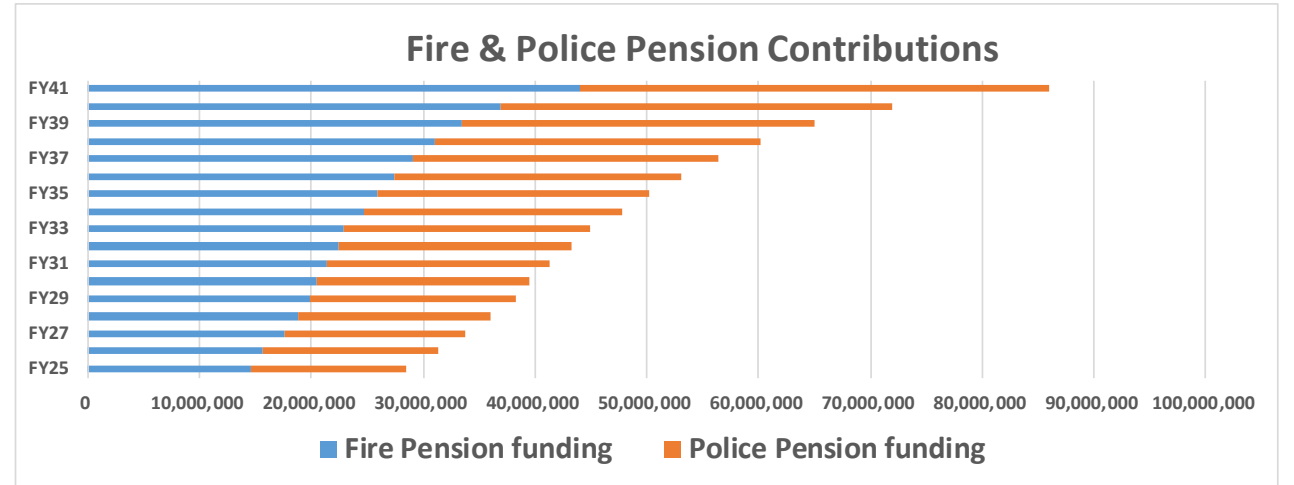
If the fund expenses (yellow)
equaled the assets (green)
then a crisis would be
occurring.



PENSION FUNDING SHORTFALL VS. LEVY

Fiscal Year	Fire Pension funding	Police Pension funding	Total Funding need	Property Taxes	Funding needed from other sources
FY25	14,631,031	13,838,043	28,469,074	25,696,266	2,772,808
FY26	15,617,293	15,776,732	31,394,025	28,505,494	2,888,531
FY27	17,664,078	16,145,652	33,809,730	28,790,549	5,019,181
FY28	18,759,251	17,259,702	36,018,953	29,078,455	6,940,498
FY29	19,922,324	18,408,539	38,330,863	29,369,239	8,961,624
FY30	20,480,149	19,090,085	39,570,235	29,662,932	9,907,303
FY31	21,401,080	19,963,589	41,364,669	29,959,561	11,405,108
FY32	22,405,385	20,918,530	43,323,915	30,259,156	13,064,758
FY33	22,952,305	21,951,029	44,903,334	30,561,748	14,341,586
FY34	24,671,813	23,075,629	47,747,442	30,867,365	16,880,077
FY35	25,969,534	24,313,659	50,283,193	31,176,039	19,107,154
FY36	27,416,122	25,698,080	53,114,202	31,487,800	21,626,403
FY37	29,064,433	27,279,307	56,343,740	31,802,678	24,541,062
FY38	31,012,634	29,153,317	60,165,951	32,120,704	28,045,246
FY39	33,461,369	31,524,672	64,986,040	32,441,911	32,544,129
FY40	36,957,558	34,936,282	71,893,840	32,766,330	39,127,509
FY41	44,024,370	41,896,198	85,920,568	33,093,994	52,826,574
	\$ 14,327,796	\$ 13,931,468	\$ 827,639,774	\$ 517,640,221	\$ 309,999,553

**FY25 & FY26 include a significant multiplier-estimates assume a continuation*



PROJECTS BY DEPARTMENT & WARD

OPED GRANTS & AWARDS YTD

by Ward & Category as of 12/5/25

Ward	CDBG (1)	CDCV & CURES(2)	CNBS	Pillsbury (3)	Unhoused Services(4)	HOME Funds	Brighter Futures	LEAD-HHOME-HRAP	RHAB	Far East TIF	SHA TIF	Downtown TIF	Enos /MacA TIF	Misc (5)	OPED Grants	Percentage
1	-	-	-	-	-	-	-	-	-	-	-	-	-	-	-	0.0%
2	176,218	76,974	36,532	-	-	68,780	-	153,203	32,764	10,597	-	76,903	-	-	631,971	15.9%
3	292,832	-	-	258,647	-	47,950	-	128,080	10,408	-	-	-	-	-	737,917	18.6%
4	38,964	-	-	-	-	-	-	7,410	-	-	-	-	-	-	46,374	1.2%
5	34,320	-	-	-	-	30,000	-	110,873	25,953	-	-	1,028,340	200,000	7,230	1,436,716	36.2%
6	78,559	-	-	-	-	44,360	-	995	19,708	-	-	-	140,696	-	284,317	7.2%
7	-	-	-	-	-	-	-	-	-	-	-	-	-	-	-	0.0%
8	21,777	-	-	-	-	-	-	63,340	4,150	-	-	-	-	-	89,267	2.2%
9	1,350	-	-	-	-	-	-	-	-	-	-	-	-	-	1,350	0.0%
10	-	-	-	-	-	-	-	-	-	-	-	-	-	-	-	0.0%
City-Wide	75,241	-	-	-	125,000	6,210	126,489	-	-	-	150,000	-	150,000	112,393	745,332	18.8%
Totals	719,260	76,974	36,532	258,647	125,000	197,300	126,489	463,900	92,982	10,597	150,000	1,105,243	490,696	119,623	3,973,243	100.0%
Percentage	18.1%	1.9%	0.9%	6.5%	3.1%	5.0%	3.2%	11.7%	2.3%	0.3%	3.8%	27.8%	12.4%	3.0%	100.0%	
1	Does not include expenses for Pillsbury and Unhoused Services															
2	Does not include expenses for Unhoused Services														-	
3	Funding includes Corporate-SHA TIF-CDBG-ARPA															
4	Funding includes Corporate Fund-CDBG-CDCV-TIF-HOME & ARPA															
*- not audited- gathered for informational purposes- does not include adminstrative and operational costs or taxing district rebates																

DEPARTMENT OF PUBLIC WORKS

Sum of Cost \$ Estimate	By Ward												
Public Works	Ward 1	Ward 2	Ward 2/3/4/5/6	Ward 2/5	Ward 3	Ward 4	Ward 5	Ward 6	Ward 7	Ward 8	Ward 9	Ward10	Grand Total
RR Relocation			102,000,000	114,000,000									216,000,000
Street Overlay	201,000	544,000				642,000	2,163,000	1,571,000	68,000	1,295,000		706,000	7,190,000
Sewer Lining		335,800			335,801	2,625,760	481,630	134,630	666,270				4,579,891
Road Reconstruction					2,255,325							1,107,910	3,363,235
Lateral Lining & Rehab					640,000	640,000							1,280,000
Building Renovation							1,277,000						1,277,000
Street Conversion	265,000	70,000			85,000		56,000	20,000			691,000		1,187,000
Removal & Replacement					177,720	999,840							1,177,560
Concrete Street Repairs	610,000							185,000		49,000		309,000	1,153,000
Sidewalk Program	147,000	144,000			100,000	66,000	94,000	129,000	76,000	133,000	69,000	137,000	1,095,000
Street Microsurfacing	49,100	146,700			72,600	193,200	123,700	28,000	81,700	30,200	56,900	94,100	876,200
Brick Street Repairs							100,000	42,000		315,000			457,000
Grand Total	1,272,100	1,240,500	102,000,000	114,000,000	3,666,446	5,166,800	4,295,330	2,109,630	891,970	1,822,200	816,900	2,354,010	239,635,886

Ward 1	\$1,272,100
Ward 2	\$1,240,500
Ward 3	\$3,666,446
Ward 4	\$5,166,800
Ward 5	\$4,295,330
Ward 6	\$2,109,630
Ward 7	\$891,970
Ward 8	\$1,822,200
Ward 9	\$816,900
Ward 10	\$2,354,010

2025 CALENDAR YEAR PUBLIC WORKS PROJECTS

WorkOrderId	Ward	Street	From/To	Project	Cost \$ Estimate
114111	Ward 1	BLACKWATER BLVD	CARNEY TO VIKING	Concrete Street Repairs	\$170,000
114116	Ward 1	CRANLEIGH BLVD	HILLTOP TO BLACKWATER	Concrete Street Repairs	\$160,000
Various	Ward 1	Various Work Orders		Sidewalk Program	\$147,000
114113	Ward 1	CASTLE HILL BLVD	HILLTOP TO BLACKWATER	Concrete Street Repairs	\$146,000
114128	Ward 1	OAK LN	ALL	Street Conversion	\$140,000
114117	Ward 1	HUNT RD	STEEPLECHASE TO E LAKE SHORE	Concrete Street Repairs	\$114,000
116994	Ward 1	Red Oak Ln	Buckeye-Tamarak	Street Overlay	\$114,000
114126	Ward 1	BAY RIDGE LN	ALL	Street Conversion	\$95,000
116992	Ward 1	Destiny Dr	Hilltop to concrete pavement	Street Overlay	\$87,000
	Ward 1	PEACOCK RUN	ALL, INCLUDES PART OF LAKE PARK DR	Street Conversion	\$30,000
114121	Ward 1	TACK LN	ALL	Concrete Street Repairs	\$20,000
114023	Ward 1	ALDERWOOD	ALL	Street Microsurfacing	\$18,000
114066	Ward 1	RAINTREE PL	RAINTREE PL	Street Microsurfacing	\$12,500
114029	Ward 1	BENT TREE CT	All	Street Microsurfacing	\$10,000
114074	Ward 1	TWELVE OAKS CT	ALL	Street Microsurfacing	\$8,600
113906	Ward 2	11th Street	Cook to Jefferson	Street Overlay	\$544,000
	Ward 2	PW25-04-11 (Non-SRF)		Sewer Lining	\$335,800
Various	Ward 2	Various Work Orders		Sidewalk Program	\$144,000
114130	Ward 2	MONTICELLO ST	YALE TO 11TH	Street Conversion	\$70,000
97649	Ward 2	MASON ST	11TH TO 16TH	Street Microsurfacing	\$36,300
114089	Ward 2	MELROSE ST	FOX BRIDGE TO WIRT	Street Microsurfacing	\$22,400
114088	Ward 2	E MORGAN AVE	FOX BRIDGE TO DEAD END	Street Microsurfacing	\$18,800
114086	Ward 2	GERMANIA AVE	11TH TO 15TH	Street Microsurfacing	\$18,700
114085	Ward 2	E LENOX AVE	1TH TO 15TH	Street Microsurfacing	\$18,600
114065	Ward 2	PORTSMOUTH CIR	ALL	Street Microsurfacing	\$12,100
114087	Ward 2	GEORGIA AVE	FOX BRIDGE TO DEAD END	Street Microsurfacing	\$11,000
97654	Ward 2	BENTLEY CIRCLE	ALL	Street Microsurfacing	\$8,800
n/a	Ward 2/5	The HUB - Transportation Center	9th to 11th: Adams to Washington	RR Relocation	\$114,000,000
n/a	Ward 2/3/4/5/6	N Grand Av - Underpass, Overpass, and Track	9th to 19th (Roadway); Stanford-Sangamon (Track)	RR Relocation	\$102,000,000
79380	Ward 3	Adloff Ln	Stevenson to Stanford	Road Reconstruction	\$1,235,237
84906	Ward 3	Wheeler Av	Cook to Adams	Road Reconstruction	\$1,020,088
	Ward 3	PW25-09-27 (NE Laterals)		Lateral Lining & Rehab	\$640,000
	Ward 3	PW25-04-11 (Non-SRF)		Sewer Lining	\$335,801
	Ward 3	PW25-09-29 (Non-SRF R&R)		Removal & Replacement	\$177,720
Various	Ward 3	Various Work Orders		Sidewalk Program	\$100,000
114134	Ward 3	WOLFE ST	RR TO BLACK	Street Conversion	\$85,000
114042	Ward 3	DEL MAR DR	DEL MAR DR	Street Microsurfacing	\$23,200
114092	Ward 3	S PAUL ST	MONROE TO CLEAR LAKE	Street Microsurfacing	\$13,500

Page 1 of 4

Ward 1	\$1,272,100
Ward 2	\$1,240,500
Ward 3	\$3,666,446
Ward 4	\$5,166,800
Ward 5	\$4,295,330
Ward 6	\$2,109,630
Ward 7	\$891,970
Ward 8	\$1,822,200
Ward 9	\$816,900
Ward 10	\$2,354,010

2025 CALENDAR YEAR PUBLIC WORKS PROJECTS

Page 2 of 4

WorkOrderId	Ward	Street	From/To	Project	Cost \$ Estimate
114091	Ward 3	WHITE CITY BLVD	MONROE TO CLEAR LAKE	Street Microsurfacing	\$13,500
114090	Ward 3	DAVID ST	MONROE TO CLEAR LAKE	Street Microsurfacing	\$13,400
114093	Ward 3	E ADAMS ST	CRESSEY TO PAUL	Street Microsurfacing	\$9,000
	Ward 4	PW25-04-11 (Non-SRF)		Sewer Lining	\$2,625,760
	Ward 4	PW25-09-29 (Non-SRF R&R)		Removal & Replacement	\$999,840
	Ward 4	PW25-09-27 (NE Laterals)		Lateral Lining & Rehab	\$640,000
113910	Ward 4	24th Street	23rd to Sangamon	Street Overlay	\$295,000
113923	Ward 4	Griffiths Ave	Henley to Hastings	Street Overlay	\$214,000
113920	Ward 4	Griffiths Ave	23rd to Henley	Street Overlay	\$133,000
Various	Ward 4	Various Work Orders		Sidewalk Program	\$66,000
114100	Ward 4	NORMAN ST	S END TO CATALINA	Street Microsurfacing	\$27,000
114094	Ward 4	PEERLESS MINE RD	SANGAMON AV TO N DEAD END	Street Microsurfacing	\$19,400
114098	Ward 4	DONNA ST	MAYDEN TO INTERURBAN	Street Microsurfacing	\$18,100
114101	Ward 4	CATALINA LN	NORMAN TO SELFICK	Street Microsurfacing	\$17,600
114097	Ward 4	ANGELO ST	MAYDEN TO RANDY	Street Microsurfacing	\$16,900
114099	Ward 4	RICHARDS LN	PEORIA TO NORMAN	Street Microsurfacing	\$15,300
114105	Ward 4	CATALINA LN	SANGAMO HEIGHTS TO PEORIA	Street Microsurfacing	\$14,600
114068	Ward 4	SHAWNEE DR	ALL	Street Microsurfacing	\$12,600
114106	Ward 4	SANGAMO HEIGHTS LN	PEORIA TO CATALINA	Street Microsurfacing	\$12,300
114063	Ward 4	MASCOUTEN DR	ALL	Street Microsurfacing	\$8,800
114103	Ward 4	ARDMORE AVE	PEORIA TO SELFICK	Street Microsurfacing	\$7,800
114096	Ward 4	EAST ST	RANDY TO N END	Street Microsurfacing	\$6,900
114095	Ward 4	RANDY ST	WEST END TO EAST ST	Street Microsurfacing	\$5,800
114102	Ward 4	SELFICK LN	ALL	Street Microsurfacing	\$5,200
114104	Ward 4	WELLS ST	CATALINA TO PEORIA	Street Microsurfacing	\$4,900
113912	Ward 5	6th Street	Cook to Madison	Street Overlay	\$840,000
n/a	Ward 5	African-American History Museum	1440 Monument Av	Building Renovation	\$827,000
	Ward 5	PW25-04-11 (Non-SRF)		Sewer Lining	\$481,630
113935	Ward 5	Monroe	5th to 9th	Street Overlay	\$454,000
n/a	Ward 5	OSC Garage Ped Access Covers	Old State Capitol Plaza	Building Renovation	\$450,000
113913	Ward 5	7th Street	Capitol to Madison	Street Overlay	\$400,000
113939	Ward 5	Washington St	6th to 9th	Street Overlay	\$332,000
113908	Ward 5	11th Street	Jefferson to Reynolds	Street Overlay	\$137,000
Various	Ward 5	Various Work Orders		Sidewalk Program	\$94,000
114131	Ward 5	KLEIN ST	MASON TO CARPENTER	Street Conversion	\$56,000
98582	Ward 5	Governor	Glenwood Ave to State St.	Brick Street Repairs	\$50,000
114069	Ward 5	S SPRING ST	ASH TO SOUTH DEAD END	Street Microsurfacing	\$33,300
108040	Ward 5	Capitol Av	9th to 11th	Brick Street Repairs	\$30,000

Ward 1	\$1,272,100
Ward 2	\$1,240,500
Ward 3	\$3,666,446
Ward 4	\$5,166,800
Ward 5	\$4,295,330
Ward 6	\$2,109,630
Ward 7	\$891,970
Ward 8	\$1,822,200
Ward 9	\$816,900
Ward 10	\$2,354,010

2025 CALENDAR YEAR PUBLIC WORKS PROJECTS

Page 3 of 4

WorkOrderId	Ward	Street	From/To	Project	Cost \$ Estimate
108041	Ward 5	Capitol Av	7th to 9th	Brick Street Repairs	\$20,000
114078	Ward 5	OAK RIDGE AVE	MONUMENT TO FRANKLIN	Street Microsurfacing	\$18,400
114079	Ward 5	LEDLIE AVE	N GRAND TO OAK RIDGE	Street Microsurfacing	\$18,200
114081	Ward 5	N FRANKLIN ST	N GRAND TO OAK RIDGE	Street Microsurfacing	\$18,200
114080	Ward 5	RUTLEDGE ST	N GRAND TO OAK RIDGE	Street Microsurfacing	\$18,200
114084	Ward 5	N BOND ST	N GRAND TO YATES	Street Microsurfacing	\$8,700
114083	Ward 5	N NEW ST	N GRAND TO YATES	Street Microsurfacing	\$8,700
113904	Ward 6	South Grand Av	2nd to 9th	Street Overlay	\$707,000
113911	Ward 6	2nd Street	South Grand to Canedy	Street Overlay	\$440,000
113937	Ward 6	Spring	Laurel to So Grand Ave	Street Overlay	\$424,000
	Ward 6	PW25-04-11 (Non-SRF)		Sewer Lining	\$134,630
Various	Ward 6	Various Work Orders		Sidewalk Program	\$129,000
114124	Ward 6	TREVI DR	ALL	Concrete Street Repairs	\$127,000
120784	Ward 6	1ST ST	ASH TO HIGHLAND	Concrete Street Repairs	\$58,000
98581	Ward 6	Allen St	7th St to 8th St	Brick Street Repairs	\$42,000
114022	Ward 6	9TH ST	STANFORD TO OBERLIN	Street Microsurfacing	\$28,000
114135	Ward 6	E CORNELL ST	RR TO 4TH	Street Conversion	\$20,000
	Ward 7	PW25-04-11 (Non-SRF)		Sewer Lining	\$543,830
	Ward 7	PW25-04-11 (Non-SRF)		Sewer Lining	\$122,440
Various	Ward 7	Various Work Orders		Sidewalk Program	\$76,000
120783	Ward 7	Tamarisk Dr	Golf to Bellerieve	Street Overlay	\$68,000
	Ward 7	PEBBLE BEACH	ALL	Street Microsurfacing	\$32,600
114030	Ward 7	BUHR MILL CT	All	Street Microsurfacing	\$14,000
	Ward 7	WIMBLEDON	ALL	Street Microsurfacing	\$12,800
114044	Ward 7	GLENMERE CT	ALL	Street Microsurfacing	\$11,200
114041	Ward 7	DARTMOOR CT	DARTMOOR CT	Street Microsurfacing	\$11,100
113933	Ward 8	Monroe	Durkin Dr to Chatham Rd	Street Overlay	\$885,000
113929	Ward 8	Koke Mill	Greenbriar to Old Jacksonville Rd	Street Overlay	\$410,000
98580	Ward 8	Adelia St	Monroe St to Governor St	Brick Street Repairs	\$315,000
Various	Ward 8	Various Work Orders		Sidewalk Program	\$133,000
114115	Ward 8	COLORADO CT	PINYON TO END	Concrete Street Repairs	\$49,000
114107	Ward 8	RACHEL LN	MIDDLE OF S-CURVE TO OLD JACKSONVILLE RD	Street Microsurfacing	\$20,100
114077	Ward 8	HUNTER RIDGE DR	GREENBRIAR TO SADDLE MILL	Street Microsurfacing	\$10,100
107427	Ward 9	Mars Av	All	Street Conversion	\$220,000
114132	Ward 9	W CARPENTER ST / PARK AV/ REYNOLDS ST	LINCOLN WEST TO CITY LIMITS	Street Conversion	\$206,000
107429	Ward 9	Star Av	All	Street Conversion	\$180,000
107428	Ward 9	Neptune Av	All	Street Conversion	\$85,000
Various	Ward 9	Various Work Orders		Sidewalk Program	\$69,000

Ward 1	\$1,272,100
Ward 2	\$1,240,500
Ward 3	\$3,666,446
Ward 4	\$5,166,800
Ward 5	\$4,295,330
Ward 6	\$2,109,630
Ward 7	\$891,970
Ward 8	\$1,822,200
Ward 9	\$816,900
Ward 10	\$2,354,010

2025 CALENDAR YEAR PUBLIC WORKS PROJECTS

Page 4 of 4

WorkOrderId	Ward	Street	From/To	Project	Cost \$ Estimate
114059	Ward 9	HIGHBURY DR	ALL	Street Microsurfacing	\$18,000
114082	Ward 9	W MAPLE AVE N	JD JONES TO FRANKLIN	Street Microsurfacing	\$16,400
114031	Ward 9	CHATSWORTH CT	Old Salem Ln. to Tottenham Ct.	Street Microsurfacing	\$13,700
114028	Ward 9	BELLE ISLE CT	ALL	Street Microsurfacing	\$6,500
114058	Ward 9	HADDINGTON LN	ALL	Street Microsurfacing	\$2,300
59946	Ward10	Lenhart Rd	Iles to City Limits	Road Reconstruction	\$1,107,910
113930	Ward10	Meadowbrook Rd	Westgate to Iles	Street Overlay	\$370,000
Various	Ward10	Various Work Orders		Sidewalk Program	\$137,000
114108	Ward10	Reserve Blvd	Reserve Blvd	Street Overlay	\$125,000
114119	Ward10	PINTAIL DR	ALL	Concrete Street Repairs	\$122,000
113918	Ward10	Vanderbilt Circle	Reserve to End	Street Overlay	\$91,000
114112	Ward10	BUNTING RD	HSE #5308 TO WEST END	Concrete Street Repairs	\$78,000
114120	Ward10	PROGRESS DR	ALL	Concrete Street Repairs	\$75,000
113916	Ward10	Foxhall Lane	Blue Heron to South End	Street Overlay	\$70,000
113915	Ward10	Embassy Drive	Reserve to Hse#3405	Street Overlay	\$50,000
114122	Ward10	THRASHER DR	ALL	Concrete Street Repairs	\$34,000
114073	Ward10	TURNSTONE RD	ALL	Street Microsurfacing	\$22,000
114062	Ward10	JAEGER DR	ALL	Street Microsurfacing	\$16,000
114024	Ward10	ASHEVILLE DR	BILTMORE TO END	Street Microsurfacing	\$13,000
114026	Ward10	KNOXVILLE	BILTMORE TO END	Street Microsurfacing	\$13,000
114025	Ward10	BILTMORE	ASHEVILLE TO KNOXVILLE	Street Microsurfacing	\$10,300
114071	Ward10	SURRY PLACE LN	ALL	Street Microsurfacing	\$6,200
114064	Ward10	MILL VALLEY LN	ALL	Street Microsurfacing	\$5,600
114070	Ward10	STONE BRIDGE RD	W OF MEADOWBROOK	Street Microsurfacing	\$5,600
114072	Ward10	THRASHER DR	ALL	Street Microsurfacing	\$2,400

Ward 1	\$1,272,100
Ward 2	\$1,240,500
Ward 3	\$3,666,446
Ward 4	\$5,166,800
Ward 5	\$4,295,330
Ward 6	\$2,109,630
Ward 7	\$891,970
Ward 8	\$1,822,200
Ward 9	\$816,900
Ward 10	\$2,354,010

CWLP WATER DEPARTMENT PROJECTS FY26

(PAGE 1 OF 3)

Department	Project	Description	Ward	Amount
Water Distribution				
	Lead Service Line Emergency Replacement FY2025/26	150 Replacements (80 Replaced to date) Project = \$1,625,000	2,3,4,5,6,7,8,9	
		14 Replacements of 80 (Estimate 26 of 150)	2	\$ 281,000.00
		1 Replacement of 80 (Estimate 2 of 150)	3	\$ 22,000.00
		1 Replacement of 80 (Estimate 2 of 150)	4	\$ 22,000.00
		23 Replacements of 80 (Estimate 43 of 150)	5	\$ 466,000.00
		32 Replacements of 80 (Estimate 60 of 150)	6	\$ 650,000.00
		3 Replacements of 80 (Estimate 6 of 150)	7	\$ 65,000.00
		5 Replacements of 80 (Estimate 9 of 150)	8	\$ 97,000.00
		1 Replacement of 80 (Estimate 2 of 150)	9	\$ 22,000.00
	Lead Service Line Pothole Project	Pothole 8,000 water service lines (5.5K/8K) Project = \$1,000,000	2,3,4,5,6,7,8,9	
		Estimate 3,200 Potholes	2	\$ 400,000.00
		Estimate 1,600 Potholes	3	\$ 200,000.00
		Estimate 800 Potholes	4	\$ 100,000.00
		Estimate 960 Potholes	5	\$ 120,000.00
		Estimate 800 Potholes	6	\$ 100,000.00
		Estimate 125 Potholes	7	\$ 20,000.00
		Estimate 400 Potholes	8	\$ 50,000.00
		Estimate 80 Potholes	9	\$ 10,000.00
	Lead Service Line Planned Replacement 2025/26	400 Replacement Census Tracts 23 & 16, Project = \$4,805,000	2,3	
		275 Estimated Replacements Census Tract 23	2	\$ 3,300,000.00
		125 Estimated Replacements Census Tract 16	3	\$ 1,505,000.00
	Springfield HS Phase 2 (6/23)	980' of 10" & 400' of 6" water main	5	\$ 322,000.00
	N. Grand 24" Water Main Relocation (5/5-ELP)	2,500' of 24", 600' of 12", 600' of 10"	3,4	\$ 4,296,161.00

Ward	TOTAL
Ward 1	\$ 230,000.00
Ward 2	\$ 4,944,000.00
Ward 3	\$ 2,152,000.00
Ward 4	\$ 5,263,161.00
Ward 5	\$ 1,310,000.00
Ward 6	\$ 861,500.00
Ward 7	\$ 106,800.00
Ward 8	\$ 147,000.00
Ward 9	\$ 32,000.00
Ward 10	\$ 154,000.00

Department	Project	Description	Ward	Amount
	Iron Bridge Road Phase 1	10"x10" tap, 160' of 10" fh, 2 services	1	\$ 40,500.00
	Color Plant Rd Water Main Replacement (PPE)	4,500' – 10" water main & 260' – 6" water main	4	\$ 635,000.00
	Sangamon Transportation Center West	480' of 12" water main, hydrant	5	\$ 129,000.00
	IL SOS 2701 S. Dirksen 10" Water Main	1,955' of 10", road bore (IDOT), 5 hydrants	3	\$ 390,000.00
	SIU – 4801 W Wabash 10" Water Main	800' of 10", road bore (IDOT), 3 hydrants	10	\$ 154,000.00
	Legends Arcade @ Legacy Pointe	380' of 12", 2 hydrants, 6" fsv	6	\$ 87,500.00
	1425 E. Cook 6" Fire Line	10"x6" tap, 40' of 6", Road Closure	2	\$ 22,000.00
	Green Subaru 6" Water Main Extension	100' of 6", 1 hydrant, 6" fsv	6	\$ 24,000.00
	Menard Self Storage 6" Water Main Extension	120' of 6", 2 hydrants, ¾" service	7	\$ 21,800.00
	I-55 Rest Area Bissell 4" Meter	10"x6" tap, 20' of 6", 4" meter vault.	N/A	\$ 30,000.00
	Macarthur (Broughton – Calhoun)	6"x6" tap, 1200' of 6" water main, 3 fh, 13 services	5	\$ 273,000.00
	Iron Bridge Road Phase 2	3,800' of 10", 5 hydrants, 5 services	N/A	In Design
	S. 7th Water Main Replacement (Capitol to Allen) TBD	3300' of 6", 9 hydrants, 40 services	2	\$ 941,000.00
	10 Island View Lane Water Main Replacement	6"x6" tap – 2, 160' – 6" water main & fh	1	\$ 31,000.00
	Interurban 6" Water Main Replacement	1,640' of 6", 6" x 6" tap, 10"x6" tap, 2 FH	4	\$ 210,000.00
	20" Valve – Dirksen & Wide Track	New 20" butterfly valve (IDOT Permit)	3	\$ 35,000.00
PMC Lake Services Construction				
	Completed Lake Park Shelter Rebuild	Derecho Storm Repairs	1	\$ 15,000.00
	Lindsay Boat Launch restriped parking lot		1	\$ 5,000.00
	Rebuild Lake Park dock		1	\$ 5,000.00
	Center Park Main Diamond replace backstop		1	\$ 5,000.00
	New road overlays on Lake roads		1	\$ 200,000.00
	Paint Fire Hydrants in the City		All	\$ 20,000.00

CWLP WATER DEPARTMENT PROJECTS FY2

(PAGE 2 OF 3)

Ward	TOTAL
Ward 1	\$ 230,000.00
Ward 2	\$ 4,944,000.00
Ward 3	\$ 2,152,000.00
Ward 4	\$ 5,263,161.00
Ward 5	\$ 1,310,000.00
Ward 6	\$ 861,500.00
Ward 7	\$ 106,800.00
Ward 8	\$ 147,000.00
Ward 9	\$ 32,000.00
Ward 10	\$ 154,000.00

Department	Project	Description	Ward	Amount
Water Purification				
	Emerson DCS Evergreen Upgrade	Implements the latest network, controller, and PC hardware and software to prolong the lifespan of the control systems managing the water purification plant process. Facilitates the integration of a cybersecurity suite. The project is funded by ARPA with a total budget of \$649,997, of which \$170,000 is still available. The project completion date is late Fall of 2025.	All	\$ 649,997.00
	Electrical Upgrade and Installation of New Pumps at the South Fork Pumping Station	Services will be provided for electrical enhancements and the installation of two (2) new 450 HP pumps at the South Fork Pumping Station facility. The pumps have already been procured. The \$742,909 contract has been established, and the project will begin this Fall, with an anticipated completion date of later this year.	All	\$ 2,000,000.00
PMC Water Resources				
	IEPA 319 Grant 2025-2027	Project focus on the Installation of agricultural best management practices in the Lake Springfield Watershed to improve the water quality of Lake Springfield. Funding from the 319 grant will also be used to stabilize approximately 3000 ft of Lake Springfield shoreline in fall of 2025.	All	\$ 695,982.28
	RCPP Regional Conservation Partnership Program, NRCS 2021-2026	Project focus on the Installation of agricultural best management practices in the Lake Springfield Watershed to improve the water quality of Lake Springfield.	All	\$ 1,250,000.00

CWLP WATER DEPARTMENT PROJECTS FY26 (PAGE 3 OF 3)

Ward	TOTAL
Ward 1	\$ 230,000.00
Ward 2	\$ 4,944,000.00
Ward 3	\$ 2,152,000.00
Ward 4	\$ 5,263,161.00
Ward 5	\$ 1,310,000.00
Ward 6	\$ 861,500.00
Ward 7	\$ 106,800.00
Ward 8	\$ 147,000.00
Ward 9	\$ 32,000.00
Ward 10	\$ 154,000.00

CWLP ELECTRIC DEPARTMENT PROJECTS FY26 (PAGE 1 OF 2)

Project Name	Project Location (approximate address or cross streets)	Project Description (completed or to be partially completed this calendar year)	Cost \$ (high level estimation)	Ward
Flir Camera	10th & Miller	With the implementation of a Flir thermal camera we will be able to identify areas with potential equipment failure or vegetation issues. Will benefit all Wards, but more pronounced affect in areas w/mature construction.	~\$8,000	
New Radio System	City Wide	With the implementation of the new Radio system, our ability to communicate more affectively and efficiently will increase response efforts and decrease customer outage times. Will benefit all Wards.		
Helping Homes		Weatherization and energy efficiency upgrades to customers home.	\$7,400	Ward 5
Helping Homes		Weatherization and energy efficiency upgrades to customers home.	\$6,800	Ward 5
Helping Homes		Weatherization and energy efficiency upgrades to customers home.	\$14,250	Ward 3
Helping Homes		Weatherization and energy efficiency upgrades to customers home.	\$11,850	Ward 9
Helping Homes		Weatherization and energy efficiency upgrades to customers home.	\$16,750	Ward 8
Helping Homes		Weatherization and energy efficiency upgrades to customers home.	\$16,500	Ward 4
Helping Homes		Weatherization and energy efficiency upgrades to customers home.	\$10,000	Ward 5
Helping Homes		Weatherization and energy efficiency upgrades to customers home.	\$25,500	Ward 2
CFI - Community Charging - Target	3401 Freedom Dr	Design, Purchase, and Install Level 2 Charging Stations 4 ports - Cost is for all 9 sites (Partially Completed This Calendar Year, Should Be Completed By End of Fiscal Year)	\$57,700	Ward 10
CFI - Community Charging - Orange Theory Fitness	1700 Wabash Ave	Design, Purchase, and Install Level 2 Charging Stations 4 ports (Partially Completed This Calendar Year, Should Be Completed By End of Fiscal Year)	\$75,585	Ward 7
CFI - Community Charging - Chatham Square Center	2400 Wabash Ave	Design, Purchase, and Install Level 2 Charging Stations 4 ports (Partially Completed This Calendar Year, Should Be Completed By End of Fiscal Year)	\$70,055	Ward 7
CFI - Community Charging - Lincoln Historic Site	501 S 7th St	Design, Purchase, and Install Level 2 Charging Stations 4 ports (Partially Completed This Calendar Year, Should Be Completed By End of Fiscal Year)	\$52,400	Ward 2
CFI - Community Charging - Y-Block	401 S 5th St	Design, Purchase, and Install Level 2 Charging Stations 6 ports (Partially Completed This Calendar Year, Should Be Completed By End of Fiscal Year)	\$109,315	Ward 2
CFI - Community Charging - Old State Capitol	500 E Adams St	Design, Purchase, and Install Level 2 Charging Stations 6 ports (Partially Completed This Calendar Year, Should Be Completed By End of Fiscal Year)	\$108,255	Ward 5
CFI - Community Charging - BOS Center	700 E Washington St	Design, Purchase, and Install Level 2 Charging Stations 4 ports (Partially Completed This Calendar Year, Should Be Completed By End of Fiscal Year)	\$55,595	Ward 5
CFI - Community Charging - Municipal Complex	700 E Monroe St	Design, Purchase, and Install Level 2 Charging Stations 4 ports (Partially Completed This Calendar Year, Should Be Completed By End of Fiscal Year)	\$73,005	Ward 5
CFI - Community Charging - UIS	1 University Plaza	Design, Purchase, and Install Level 2 Charging Stations 4 ports (Partially Completed This Calendar Year, Should Be Completed By End of Fiscal Year)	\$138,090	Ward 1
Sunshine Savings - Phase 1	City Wide	Consulting for Phase 1 of a Community Solar Project that takes revenue from CWLP owned solar array and helps qualified low-income residents with CWLP bill (Partially Completed this Calendar Year)	\$99,225	
Legacy Pt Ballfields	Imagineer & Legacy Pt	Installed backbone to provide loop within the Legacy Pointe PUD as well as provided primary to serve the new ballfields at the Sports Complex	\$200,000	Ward 6
Greenview Ct St Lt	Greenview Ct	Installed a new streetlight at Greenview Ct to light up the Cul-de-Sac	\$11,000	Ward 8

Ward	TOTALS
------	--------

Ward 1	\$339,090
Ward 2	\$437,215
Ward 3	\$139,950
Ward 4	\$786,500
Ward 5	\$956,055
Ward 6	\$208,000
Ward 7	\$145,640
Ward 8	\$27,750
Ward 9	\$281,850
Ward 10	\$132,700

Project Name	Project Location (approximate address or cross streets)	Project Description (completed or to be partially completed this calendar year)	Cost \$ (high level estimation)	Ward
Milton Ave St Lt	924 N Milton Ave	Installed a new streetlight near 924 N Milton for more proper street light spacing	\$700	Ward 3
Richards Ln rebuild	Richards Ln & Peoria Rd	Upgraded overhead distribution from single phase to 3 phase, including replacing 10 poles, upgraded secondary and new primary cable (also to feed new convenience store on Peoria Rd)	\$55,000	Ward 4
Meadowbrook Rd St Ltg	Meadowbrook & Old Salem	Installed 5 new street lights along Meadowbrook Rd between Old Salem Ln and Marigold to light up more of Meadowbrook Rd	\$20,000	Ward 9
Small Cell Install at 2nd & Scarritt	2nd & Scarritt	Install small cell antenna for higher cell phone speeds for AT&T	\$8,000	Ward 6
Iron Bridge Rd St Lt	Iron Bridge and Lindsay Tr	Install street light to light up the Lindsay Trail intersection	\$1,000	Ward 1
Fallingbrook Rebuild	Washington & Trail Ridge	Replace 7 primary poles, 3000' of single phase primary, and 15 transformers	\$125,000	Ward 9
Lake Victoria Rebuild	Stanton & Taylor	Replace 12,500' single phase primary and 75 transformers (with 69 new)/ most of Ward 2, parts of Ward 3	\$250,000	Ward 2
County Building reroute	Adams and 9th	Reroute primary backbone near County Bldg to make way for new Transportation Center along RR corridor (County paying 100% costs)	\$295,000	Ward 5
Walnut Valley Rebuild	Walnut Valley Drive and Gooseneck Drive	Replace end-of-life equipment and increase reliability for original Walnut Valley area; 47 year old cable serving 187 customers	\$265,000	Ward 4
White Oaks - Washington Tie	Iles and Meadowbrook	Provide better operational flexibility and reliability for WA4 distribution feeder; better reliability for impacted customers	\$75,000	Ward 10
Rebuild of Amos A-5 feeder	Amos Ave./North Grand Ave. area	Rebuild of overhead portion of circuit to increase reliability for customers in area. Part of Ward 5 also	\$125,000	Ward 9
Rebuild of Grandview G-3 feeder	Northgate/Gietl Park Area	Rebuild of overhead portion of circuit to increase reliability for customers in area. Part of Ward 3 also	\$150,000	Ward 4
Rebuild of 69kV line 12	Wesley - Carpenter - 11th - Griffiths	Rebuild aging transmission line serving entire system to maintain reliability of service to substations in area. Wards 2,4,5 also	\$125,000	Ward 3
Installation of line-mounted recloser on PR-3	East of Sheperd Road and West Lake Shore Drive	Provide better fault isolation and restoration time to West Lake Shore area; reduce number of customers interrupted and shorten restoration time for those interrupted.	\$50,000	Ward 1
Installation of line-mounted recloser on TA-1	North terminus of Color Plant Road	Provide better fault isolation and restoration time to wide area of north end, from J David Jones to Peoria Road/Veterans north of Sangamon; reduce number of customers interrupted and shorten restoration time for those interrupted.Part of Ward 9 also	\$50,000	Ward 4
Upgrade/replacement of downtown vault switches	Various locations in downtown core	Provide better switching and restoration capabilities downtown, resulting in fewer and shorter outages for customers in core downtown area, especially large commerical; possibly part of Ward 2	\$400,000	Ward 5
Useable Segment VI	10th Street corridor from Carpenter to Sangamon	Electric portion of rebuild and reconfiguration for Rail Imporvement Project. Includes work around Robin Roberts Stadium. Small portions in Wards 3 and 5 also	\$250,000	Ward 4
LLCC Feeder Cable Replacement	LLCC	Replace end-of-life primary cable serving LLCC campus and reduce increasing risk of failure in service for public institution	\$150,000	Ward 1
LED Street Light Replacements	Various	Upgrade 800+ aging street lights to high efficiency LED - Annual expense	\$250,000	

CWLP ELECTRIC DEPARTMENT PROJECTS FY26 | (PAGE 2 OF 2)

Ward	TOTALS
------	--------

Ward 1

\$339,090

Ward 2

\$437,215

Ward 3

\$139,950

Ward 4

\$786,500

Ward 5

\$956,055

Ward 6

\$208,000

Ward 7

\$145,640

Ward 8

\$27,750

Ward 9

\$281,850

Ward 10

\$132,700

THANK YOU