

CITY OF SPRINGFIELD

FISCAL YEAR 2024 BUDGET IN BRIEF

We are pleased to present the proposed budget for fiscal year 2024. The proposal includes a balanced Corporate Fund budget with an emphasis on citizen safety, infrastructure improvement, economic development and enhanced Public Works service.

What's New in FY 2024



Public Safety

Police Department

- Funding for Focused Deterrence
- 23 fleet units replaced @ \$1.2M
- Sky Watch Security Systems
- Fair and Impartial Training
- Pilot program for traffic preemption system (40 cars)
- \$1 Million in **voluntary** additional pension contribution
- New Dock & Boat House
- Academy improvement study
- Office remodeling

Fire Department

- Citywide expansion of the Traffic Preemption System
- New Arson K9
- Thermal Imaging Cameras, new vehicle and other equipment
- Security Cameras, LED Lighting and other station modifications
- New HVAC Management Software
- \$1 million **voluntary** additional pension contribution
- Training props



Infrastructure

Public Works

- Design for new Public Works Garage Facility
- Expansion of Downtown & Corridor Beautification
- Demolition of 35 additional homes
- N.E. Sewer Overflow Project
- \$2.3M in new vehicles and other needed equipment
- Cemetery equipment and tree trimming work

Other

- Additional \$8M for firehouses
- Pedestrian covers on Old State Capitol Plaza
- Police/Fire Student Recruitment Program
- Storm Water Master Plan
- Fleet Facility Roof Replacement

Library

- 4 new employees for expanded services
- Children's area remodel
- Implementation of the Bookmobile



ARPA (NEW)

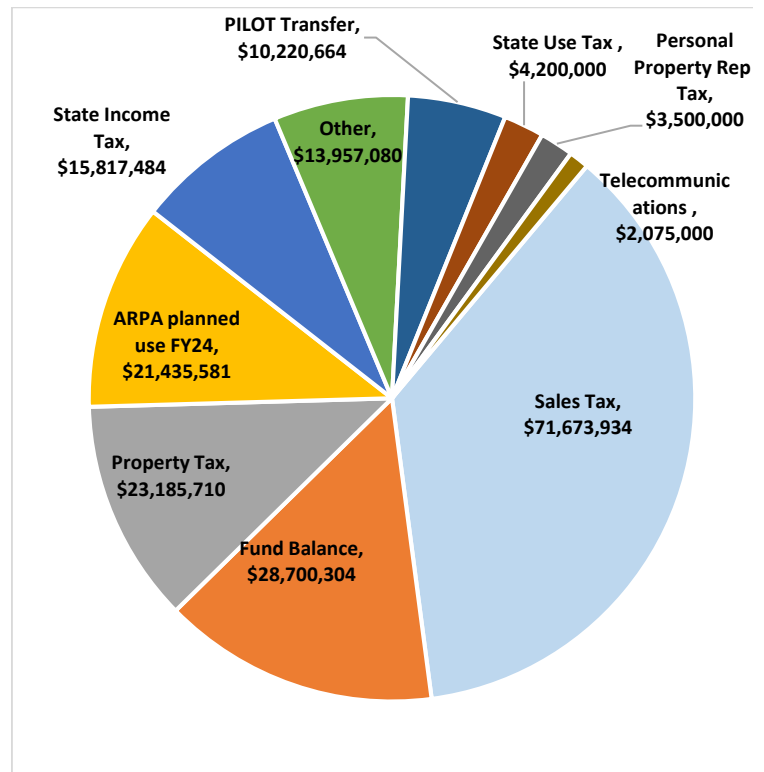
- \$1.0M in Housing Development
- \$750K for Workforce Development
- \$1.5M for Broadband Expansion w/ CWLP \$1.5M match
- \$341K for a new Teen Empowerment Zone
- \$1M for CWLP Water Main repair/upgrade projects
- 40 Digital Speed and Data Collection Signs (4 per Ward)
- Library Elevator replacement
- Citywide expansion of the Traffic Preemption System

Corporate Fund Overview

The Corporate Fund is the principal operating fund for the City of Springfield. This fund supports several city entities, which include the Police and Fire Departments, Public Works, General City expenses, Office of Budget & Management, Mayor, Human Resources, City Treasurer, Planning & Economic Development, City Clerk, and City Council. This fund also supports any other city activity not accounted for in a special fund. The Corporate Fund, for example, does not support City, Water, Light & Power (CWLP). CWLP is supported by separate electric and water enterprise funds. Recycling and Sewer are other examples of public services excluded from the Corporate Fund. Their revenues and expenditures are not included when calculating overall Corporate Fund projections, seen in Tables 1, 2 and 3.

Table 1: Corporate Fund Resources

Sales Tax	\$71,673,934	36.8%
Fund Balance	\$28,700,304	14.7%
Property Tax	\$23,185,710	11.9%
ARPA planned use FY24	\$21,435,581	11.0%
State Income Tax	\$15,817,484	8.1%
Other	\$13,957,080	7.2%
PILOT Transfer	\$10,220,664	5.2%
State Use Tax	\$4,200,000	2.2%
Personal Property Repl Tax	\$3,500,000	1.8%
Telecommunications	\$2,075,000	1.1%
Total	\$194,765,757	100.0%



Corporate Fund by Agency - Inc ARPA

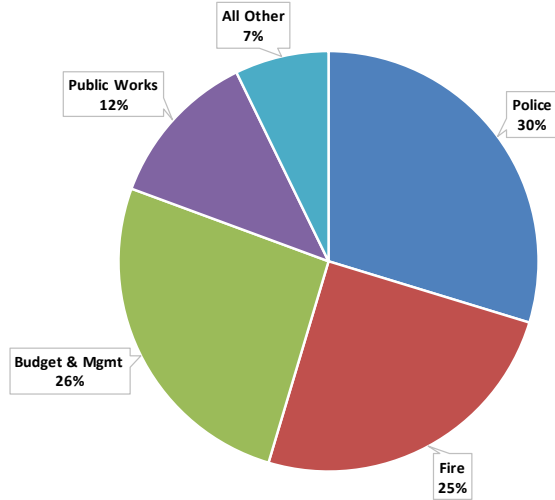


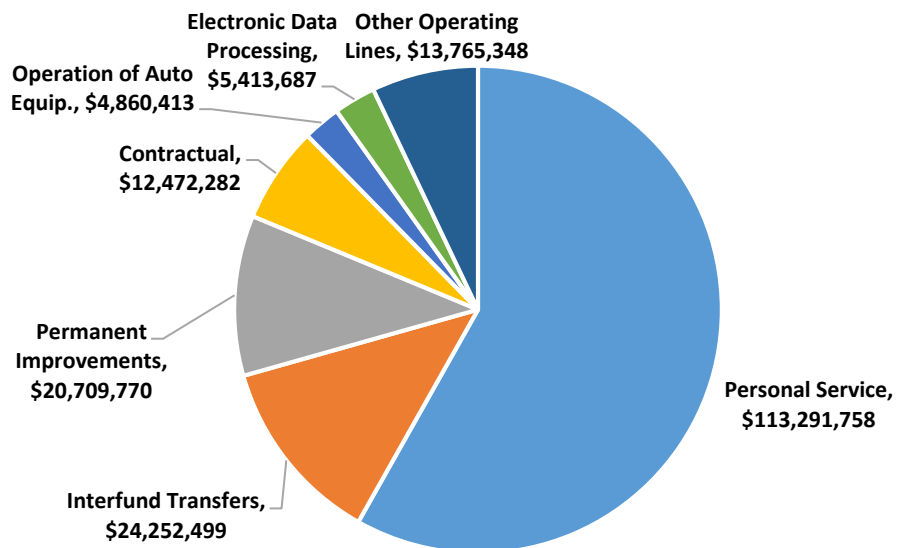
Table 2: Corporate Fund Expenditures

Police Department	\$57,867,215	29.71%
Fire Department	\$48,505,820	24.90%
Budget & Management	\$50,632,127	26.00%
Public Works	\$23,683,168	12.16%
Office of the Mayor	\$4,034,070	2.07%
OPED	\$5,816,385	2.99%
Human Resources	\$1,831,188	0.94%
City Treasurer	\$1,212,517	0.62%
City Council	\$637,604	0.33%
City Clerk	\$545,663	0.28%
TOTAL	\$194,765,757	100.00%

Table 3: Corporate Fund by Cost Center (inc. ARPA)

Personal Service	\$113,291,758	58.17%
Interfund Transfers	\$24,252,499	12.45%
Permanent Improvements	\$20,709,770	10.63%
Contractual	\$12,472,282	6.40%
Operation of Auto Equip.	\$4,860,413	2.50%
Electronic Data Processing	\$5,413,687	2.78%
Other Operating Lines	\$13,765,348	7.07%

FY 2024 Corporate Fund by Cost Center

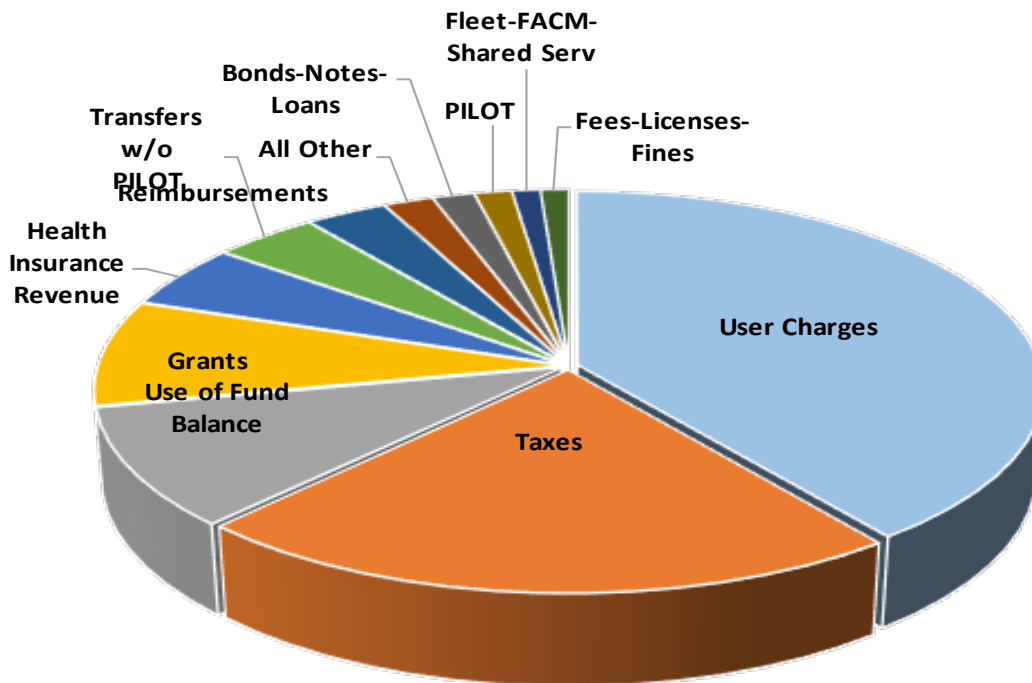


Where the Money Comes From – All Resources

Table 4: Revenues Combined by Source

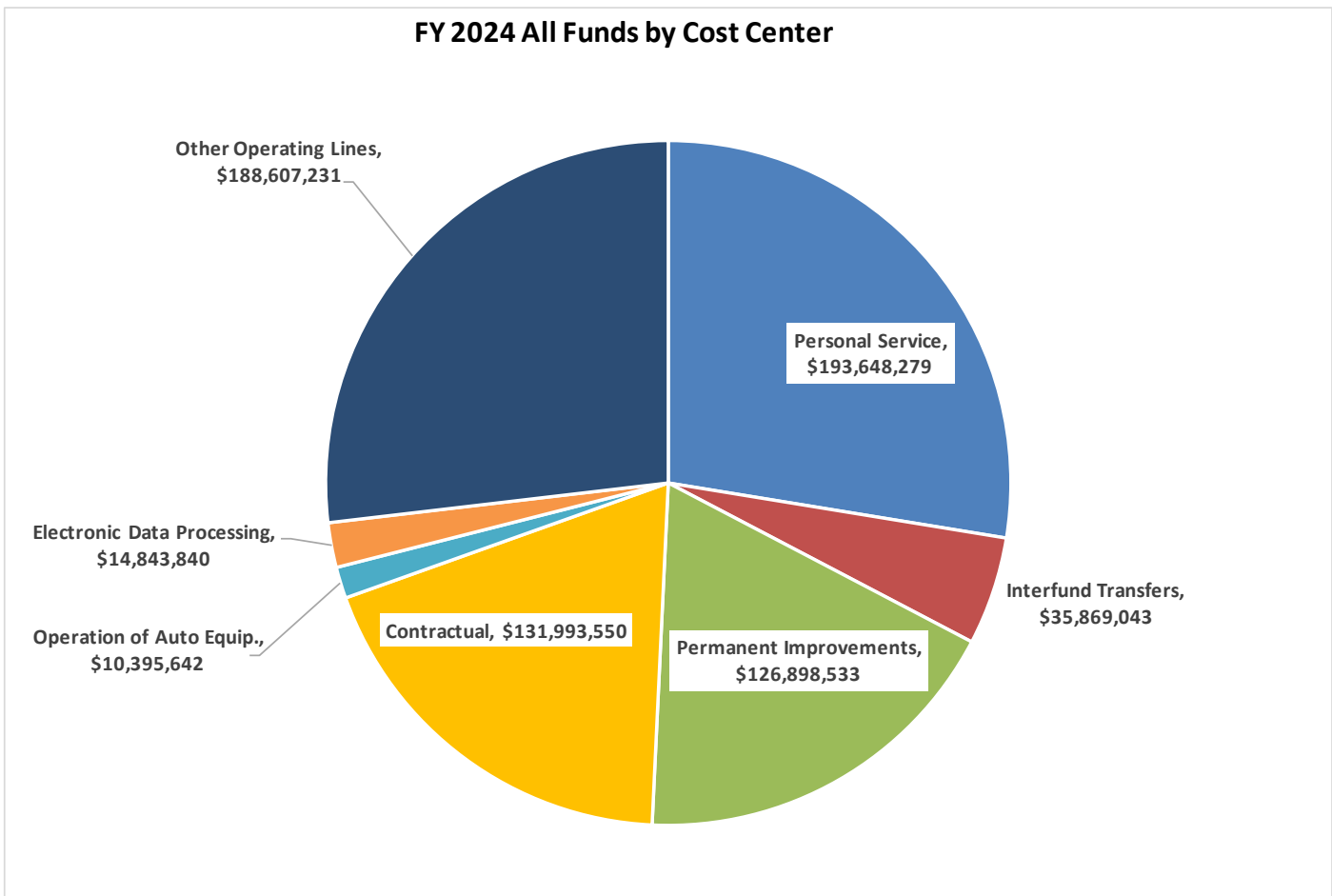
Source	Amount	Percentage
User Charges	\$ 281,314,205	39.7%
Taxes	\$ 158,475,151	22.3%
Use of Fund Balance	\$ 69,301,724	9.8%
Grants	\$ 60,960,946	8.6%
Health Insurance Revenue	\$ 36,479,074	5.1%
Transfers w/o PILOT	\$ 29,096,499	4.1%
Reimbursements	\$ 22,671,693	3.2%
All Other	\$ 13,553,094	1.9%
Bonds-Notes-Loans	\$ 11,544,080	1.6%
PILOT	\$ 10,220,664	1.4%
Fleet-FACM-Shared Serv	\$ 7,742,095	1.1%
Fees-Licenses-Fines	\$ 7,717,498	1.1%
Total	\$ 709,076,723	100.0%

Revenues by Source

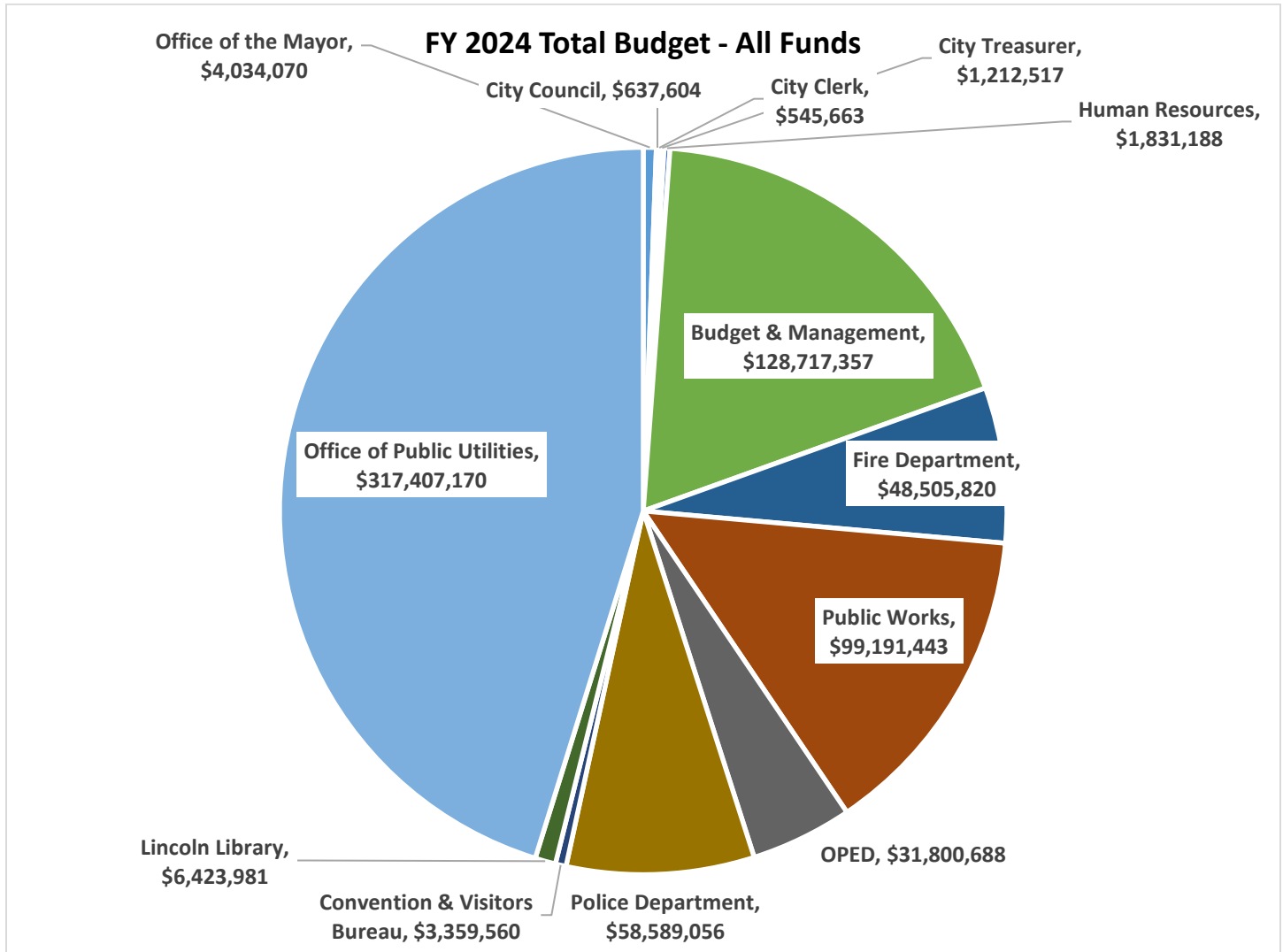


How the Money Is Used – All Expenditures

Category	Amount	Percentage
Personal Service	\$193,648,279	27.58%
Interfund Transfers	\$35,869,043	5.11%
Permanent Improvements	\$126,898,533	18.07%
Contractual	\$131,993,550	18.80%
Operation of Auto Equip.	\$10,395,642	1.48%
Electronic Data Processing	\$14,843,840	2.11%
Other Operating Lines	\$188,607,231	26.86%
TOTAL	\$702,256,118	100.00%



FY 2024 Total Budget Request by Agency



With an emphasis on residents, structures, equipment, technology and pensions, the FY24 budget represents what it means to provide public service in a post-pandemic era, like expanding Lincoln Library services for the first time in decades. Lessons learned and resources acquired provide an opportunity to not only improve areas of pre-existing need, but also an opportunity to reshape the future of public service in the City of Springfield.